

2010-11 COLORADO MEN'S BASKETBALL

GAME #21

vs. 6/6 Kansas Jayhawks
(18-1, 3-1 Big 12)
Tuesday, Jan. 25, 6:04 p.m. (MST)
Coors Events Center (11,064)

Television: Big 12 Network
(Altitude 2 Sports & Entertainment)

Announcers: Dave Armstrong (p-b-p),
Reid Gettys (analyst)

KKZN 760-AM: Mark Johnson (p-b-p),
Chris Lewis (analyst)

Sirius Radio: 126 (CU Broadcast)



CUBuffs.com

COLORADO PROBABLE STARTERS

Pos/No	Player	Ht	Wt	Yr	Hometown	PPG	RPG	APG
G 1	Nate Tomlinson	6-3	190	Jr.	Sydney, Australia	2.7	1.9	2.4
G 5	Marcus Relphorde	6-7	220	Sr.	Chicago, Ill.	11.6	4.2	2.3
G 10	Alec Burks	6-6	195	So.	Grandview, Mo.	19.6	5.7	2.3
G 11	Cory Higgins	6-5	180	Sr.	Danville, Calif.	16.1	3.6	2.7
F 33	Austin Dufault	6-9	225	Jr.	Killdeer, N.D.	8.7	4.7	^0.9

OFF THE BENCH

G 2	Shannon Sharpe	6-1	200	R-Fr.	Corona, Calif.	2.2	1.4	1.6
G 21	André Roberson	6-7	195	Fr.	San Antonio, Texas	6.7	7.3	^1.7
G 24	Levi Knutson	6-4	200	Sr.	Littleton, Colo.	11.7	3.0	1.1

^--steals

KANSAS JAYHAWKS PROBABLE STARTERS

Pos/No	Player	Ht	Wt	Yr	Hometown	PPG	RPG	APG
C 21	Markieff Morris	6-10	245	Jr.	Philadelphia, Pa.	13.0	8.5	1.3
F 22	Marcus Morris	6-9	235	Jr.	Philadelphia, Pa.	17.1	6.9	1.5
G 10	Tyshawn Taylor	6-3	185	Jr.	Hoboken, N.J.	8.7	1.8	5.1
G 14	Tyrel Reed	6-3	193	Sr.	Burlington, Kan.	9.8	3.1	1.8
G 32	Josh Selby	6-2	183	Fr.	Baltimore, Md.	11.3	2.7	2.8

QUICKLY: CU is 11-0 at home this season and have won 14-straight games since last year • CU's 3-2 start in Big 12 play rivals the school's best start after five games in conference play (5-0 in 1996-97; 3-2 in 2005-06) • CU has won seven of nine games and 12 of its last 15 • The last time KU was No. 6 in both polls and played CU in Boulder, they lost Jan. 22, 2003 (60-59).

CU vs. KU: The Jayhawks have dominated the all-time series with Colorado holding a 119-39 advantage since 1931. KU leads the Buffs, 39-26 in Boulder. In Big 12 play, KU leads 28-1 (13-1 in Boulder). The only setback is CU's 60-59 win in Boulder over the then-No. 6 ranked team back on Jan. 22, 2003. KU has won 15-straight since their last loss to CU in Big 12 play.

SELLOUT CROWDS: Tuesday marks the second straight game the Buffs have sold out the Coors Events Center. Back on Jan. 15 against Oklahoma State, the Events Center packed the house with 11,096, the eighth largest crowd in Boulder.

NBA IN ATTENDANCE:

Tonight game at the Events Center, CU welcomes 23 NBA teams with 38 representatives. That's the most in recent memory to a game in Boulder. At press time, the 76ers have the most tonight with four, followed by the Nuggets, Trail Blazers, the Thunder, all with three apiece.

RECORD BREAKER:

Cory Higgins now holds a pair of school records. He's the all-time free throw made leader (494) and he's the all-time leader in minutes played (3877). Higgins broke the FT throw record against OSU; the career minutes against OU. See page 7 for the all-time lists.

2010-11 Team Averages

	CU	Big 12	KU	Big 12
Points	81.8	73.0	82.1	73.8
Pts. Allowed	71.4	71.8	61.7	69.5
Scoring Margin	+10.5	+1.2	+20.4	+4.3
Field Goals	28.5	25.0	31.3	27.8
Field Goal Att.	58.8	56.4	58.3	58.5
Field Goal Pct.	.486	.443	.514	.474
3-pt FGs	5.7	6.0	6.9	6.3
3-pt FG Att.	15.6	15.8	18.8	19.3
3-pt FG Pct.	.367	.380	.370	.325
FTM	19.1	17.0	15.2	12.0
FT Att.	24.5	21.6	22.7	19.3
FT Pct.	.779	.787	.667	.623
Off. Rebs.	12.1	13.0	11.6	10.8
Def. Rebs.	24.5	23.4	27.7	24.0
Total Rebs.	36.0	36.4	39.3	34.8
Reb. Margin	+4.5	+7.0	+7.0	+0.3
Fouls	18.8	18.6	17.8	18.5
Turnovers	11.9	15.0	14.1	14.3
Assists	14.0	11.4	18.2	15.0
Blocks	2.9	2.0	4.8	4.3
Steals	7.7	6.0	8.9	7.3

2010-11 COLORADO SCHEDULE (14-6, 3-2 Big 12)

Date	Opponent (TV)	Time
Fri. Nov. 12	#IDAHO STATE (FSN RM)	W, 88-80
Tue. Nov. 16	at Georgia (FSN RM)	L, 74-83
Sat. Nov. 20	at San Francisco	L, 81-83 (ot)
Tue. Nov. 23	ALCORN STATE (FSN RM)	W, 91-51
Sun. Nov. 28	at Harvard	L, 66-82
Tue. Nov. 30	TEXAS-PAN AMERICAN (FSN RM)	W, 83-64
Sat. Dec. 4	^OREGON STATE (ESPNU)	W, 83-57
Wed. Dec. 8	#COLORADO STATE (FSN RM)	W, 90-83 (ot)
Fri. Dec. 17	THE CITADEL (FSN RM)	W, 89-61
Sun. Dec. 19	LONGWOOD (FSN RM)	W, 104-59
Wed. Dec. 22	%vs. New Mexico	L, 76-89
Thr. Dec. 23	%vs. Indiana	W, 78-69
Wed. Dec. 29	MD EASTERN SHORE (FSN RM)	W, 92-65
Sun. Jan. 2	at Cal State Bakersfield	W, 85-73
Wed. Jan. 5	WESTERN NEW MEXICO (BUFFS TV)	W, 92-70
Sat. Jan. 8	!* 9/8 MISSOURI (Big 12 Network)	W, 89-76
Wed. Jan. 12	*at 21/20 Kansas State (ESPNU)	W, 74-66
Sat. Jan. 15	!*OKLAHOMA STATE (Big 12 Network)	W, 75-71
Tue. Jan. 18	*at Nebraska (ESPN2)	L, 67-79
Sat. Jan. 22	!*at Oklahoma (Big 12 Network)	L, 60-67
Tue. Jan. 25	!*6/6 KANSAS (Big 12 Network)	6 p.m.
Sat. Jan. 29	!*at Baylor (Big 12 Network)	11:30 a.m.
Tue. Feb. 1	*IOWA STATE (FSN RM)	7 p.m.
Sat. Feb. 5	!*at Missouri	5:30 p.m.
Wed. Feb. 9	*TEXAS A&M (ESPNU)	7 p.m.
Sat. Feb. 12	*KANSAS STATE (ESPNU)	7 p.m.
Sat. Feb. 19	*at Kansas (ESPN)	Noon
Wed. Feb. 23	!*at Texas Tech	5:30 p.m.
Sat. Feb. 26	!*TEXAS (Big 12 Network)	2 p.m.
Wed. Mar. 2	!*at Iowa State	5:30 p.m.
Sat. Mar. 5	*NEBRASKA	7 p.m.
Mar. 9-12	**Big 12 Basketball Championships	TBD

%-10th Annual Las Vegas Classic (CBS College Sports Network)

^--Big 12/Pac-10 Harwood Series *--Big 12 Conference

!-ESPN Full Court

**--Big 12 Championships (Sprint Center, Kansas City, Mo.)

#--Doubleheader with CU women's team

Home Games in CAPS (FSN RM) FSN Rocky Mountain

DATES AND TIMES ARE SUBJECT TO CHANGE

Men's Basketball Contact: Andrew Green

Office: (303) 492.3812

Cell: (720) 470.9780

E-Mail: andrew.green@colorado.edu

Top 10 Coors Events Crowds

- 1) 11,363 Kansas, Jan. 22, 2001 (KU, 85-75)
- 2) 11,291* Wyoming, Mar. 18, 1991 (CU, 83-75)
- 3) 11,199 Kansas, Jan. 23, 1993 (KU, 82-51)
- 11,199 Oklahoma, Feb., 27, 1991 (OU, 69-68)
- 11,199 Nebraska, Jan. 22, 1983 (CU, 72-69)
- 6) 11,198 Kansas, Jan. 26, 1997 (KU, 77-68)
- 7) 11,198 Kansas, Jan. 20, 1996 (KU, 80-78)
- 8) 11,096 Oklahoma State, Jan. 15, 2011 (CU, 75-71)
- 9) 11,076 Kansas, Jan. 22, 2003 (CU, 60-59)
- 10) 11,076 Kansas, Jan. 5, 2002 (KU, 97-85)

* 1991 National Invitational Tournament

NATIONAL RANKINGS: If CU is ranked this season, it will be the first time since the Buffaloes appeared in any ranking since the USA Today/Coaches' Poll during the 2005-06 season at No. 25 in back-to-back weeks (Jan. 30-Feb. 5; Feb. 6-12). During those two weeks, CU was 15-3 and 5-2 in the Big 12, then lost at Iowa State and at Texas A&M. Last time CU was ranked in the AP poll was the final poll at No. 24 during the 1996-97 season.

NATION'S LEADER...sort of: Andre Roberson is 156th in the country in rebounding (7.3). He ranks second in the Big 12 of college freshmen (behind Texas' Tristan Thompson). HOWEVER of the eight first-year players ahead of him in the nation, Roberson is first in rebounding coming off the bench in a reserve role (no starts in 20 games). All

the others have started the majority of their games. He's tied for 9th in freshman rebounding.

STREAKS: CU's upset of K-State and Missouri produced back-to-back wins over nationally ranked opponents in school history, a school first • Coach Boyle is the first CU head coach to win his first two league games since H.B. Lee (1950-51) and the first CU coach since Henry Iba (1933-34) to win his first three conference games • Against K-State, CU's first win on the road in 31 attempts against a nationally ranked opponent (Jan. 11, 1997, #20 at Texas Tech)—14 years • The pair of nationally ranked upsets was a first since 2002-03 when the Buffs defeated four schools that season, it's also last time CU reached the NCAA Tournament.

WOODEN TOP 30 LIST: Alec Burks was one of 30 student-athletes named to The John R. Wooden Award Midseason list. Burks leads the Buffs in scoring with 19.8 points per game and has led the

QUICK BUFF HITS

• **Nate Tomlinson:** In 17 starts at the point: 43 assists/23 Turnovers (1.87 Asst./TO) • 12 treys, fifth on the team.

• **Shannon Sharpe:** One of four on team with eight blocks (tied for third on team).

• **Marcus Relphorde:** Big 12 games: 9.8 ppg., 4.2 rpg., 11 steals, 11 assts. • Overall fourth on team 11.6 ppg.; assists (47). One of three on team with 20+ steals (23).

• **Alec Burks:** Big 12 games: 21.0 ppg., 8.6 rpg. • 903 career points (33th all-time); 11, 20-point games (19 career) • Led CU in scoring 12 times (24 career) • Top 30 Midseason Wooden Award • 2nd nationally in scoring sophomores; 32nd scoring overall.

• **Cory Higgins:** CU's all-time FTM leader (494) & minutes played (3877) • In 14 wins: 47 assists and 20 turnovers (2.35 Ast/To.), in five losses: 7 assists, 19 turnovers • First on team in assists (54); Second in points (16.1), steals (24), treys made (20), FT made (98) • 22nd nationally in FT% (89.1).

• **Andre Roberson:** 8th in CU freshman steals (34) and 9th on CU freshman list (145) • Leads team in rebounds, steals, blocks (23). See page 3 and page 5.

• **Levi Knutson:** Career-Year: 11.7 ppg., 83 FGs, team-best 40 treys • Made six treys in one game, twice this season (Oregon State, at K-State) • In 14 wins has team-best 30 treys (30-for-52, 57.7) • More Levi page 5.

• **Austin Dufault: last five games:** 7.6 ppg., 3.6 rpg., 54.5 FG% • Third on team on the glass (93, 4.7 rpg.) • 10 games w/ five or more rebounds.

TOP RETURNING SCORING GUARD TANDEMS NATIONALLY

(as of Jan. 23)

Rk	Players (PPG) School	Combined PPG
1.	Adrian Oliver (24.2), Justin Graham (15.5), San Jose State	39.7
	Jimmer Fredette (26.7), Jackson Emery (13.0), BYU	39.7
3.	Anatoly Bose (22.5), Fred Hunter (15.5), Nicholls State	38.0
4.	Marshon Brooks (23.6), Vincent Council (14.2) Providence	37.8
5.	Alec Burks (19.6), Cory Higgins (16.1), Colorado	35.7
6.	Nate Wolters (19.3), Clint Sargent (15.8), South Dakota State	35.1
7.	Andrew Goudelock (23.4), Donovan Monroe (11.6), Charleston	35.0
8.	Norris Cole (20.7), Trevon Harmon (13.9), Cleveland State	34.6
9.	C. J. McCollum (21.7), Michael Ojo (12.4), Lehigh	34.1
10.	Austin Kenon (17.3), Keith Gabriel (16.5), VMI	33.8

team in scoring 10 times in 2010-11 • Alec Burks was named Big 12 Player of the Week (Jan. 3-9) averaging 28 points and eight rebounds, CU's first conference weekly honor this season.

SIXTH MAN (see more on page 5): In his five Big 12 games, senior Levi Knutson is making his name known as a solid sixth man. He's averaging 12.4 points (third overall) with a team-best 14 three-pointers. Knutson is shooting 51.1 from the field and 48.3 percent from the three-point arc.

Game	Pts.	FG	%	3FG	%
at OU	7 pts.	3-of-7	.429	1-of-2	.333
at NU	17 pts.	6-of-12	.500	6-of-8	.455
OSU	5 pts.	2-of-7	.286	1-of-5	.200
at KSU	20 pts.	7-of-17	.700	5-of-11	.750
Mizz.	13 pts.	5-of-9	.556	1-of-3	.750
Total	12.4 ppg.	23-of-45	.545	14-of-29	.483

TRENDS: Four players are averaging 10 or more points a game in the team's 14 wins • CU has forced more turnovers than committed in 15 of 20 games and committed single-digit turnovers in seven of 20 games • The Buffs are 11-1 when scoring 80+ points • CU has shot 47 percent from the field in six of nine games and in 13 games overall - all wins • CU is holding opponent under 41.7 percent shooting from the field in six of nine straight games (OSU: 47.3%; NU: 56.6%; OU: 52.4%).

MORE TRENDS: CU is 11-0 with a higher shooting percentage; 11-1 when outrebounding the opponent (at OU only loss); 9-1 when their bench outscores the opponent (at OU); 7-0 when shooting 50 percent or higher; 11-1 when leading at the half; and 11 of 14 wins have

ALL SEASONS SINCE 1996-97: In the last 15 years (the history of the Big 12 Conference), CU is on record pace in all six categories.

Years	PPG	FG %	3-Pt.%	FT%	To	W's
2010-11	81.8	.486	.367	.779	11.9	14
2009-10	74.6	.473	.388	.766	13.2	15
2008-09	62.9	.454	.346	.731	14.1	9
2007-08	62.4	.451	.343	.684	13.4	12
2006-07	69.1	.417	.313	.655	17.5	7
2005-06	76.8	.434	.342	.646	14.0	20
2004-05	71.6	.435	.353	.629	14.4	14
2003-04	74.2	.464	.372	.621	14.6	18
2002-03	75.2	.443	.326	.669	14.0	20
2001-02	79.7	.453	.357	.677	17.0	15
2000-01	80.6	.460	.359	.715	16.5	15
1999-00	75.2	.426	.339	.686	14.3	18
1998-99	73.1	.414	.344	.702	14.7	18
1997-98	71.4	.404	.346	.688	14.3	13
1996-97	73.1	.420	.362	.681	13.9	22

CU Basketball Roster

No.	Student-Athlete	Pos.	Ht.	Wt.	Cl.	Exp	Hometown (High School/Previous College)
1	Nate Tomlinson	PG	6-3	190	Jr.	2L	Sydney, Australia (Lee Academy [Maine])
2	Shannon Sharpe	PG	6-1	200	Fr.	RS	Corona, Calif. (Centennial)
3	Trent Beckley	F	6-9	240	Sr.	3L	Vail, Colo. (Battle Mountain HS)
5	Marcus Relphorde	G	6-7	220	Sr.	1L	Chicago, Ill. (Homewood-Flossmoor/ American Christian School [Alston, Pa.]/St. Louis
10	Alec Burks	G	6-6	195	So.	1L	Grandview, Mo. (Grandview)
11	Cory Higgins	G	6-5	180	Sr.	3L	Danville, Calif. (Monte Vista/ The Pendleton School [Bradenton, Fla.])
14	Javon Coney	G	6-3	210	Sr.	3L	Chicago, Ill. (Latin HS)
15	*Shane Harris-Tunks	C/F	6-11	250	So.	1L	Liverpool, New South Wales, Australia (Australian Institute of Sport)
21	André Roberson	G	6-7	195	Fr.	HS	San Antonio, Texas (Wagner)
24	Levi Knutson	G	6-4	200	Sr.	3L	Littleton, Colo. (Arapahoe)
32	Ben Mills	C	7-0	215	Fr.	HS	Hartland, Wis. (Arrowhead)
33	Austin Dufault	F	6-9	225	Jr.	2L	Killdeer, N.D. (Killdeer)
55	Trey Eckloff	F	6-10	235	Jr.	2L	Englewood, Colo. (Cherry Creek)

Head Coach: Tad Boyle (Kansas '85)

Assistant Coaches: Jean Prioleau (Fordham '92); Mike Rohn (McPherson College '90); Tom Abatemarco (Dowling College '73)

Director of Basketball Operations: Rodney Billups (Denver 2005)

*-Harris-Tunks tore his left ACL in October 28 practice and will not play this year. He has three years remaining.

PRONUNCIATIONS

Dufault: DO - fault

Knutson: Kuh - Nute - sun

Relphorde: REL - ferd

Roberson: ROB - ber - son

ROBERSON - CU FRESHMAN LIST

Freshman Bests - Season (Most Rebounds)

1) Stephane Pelle, 1999-00	218
2) Richard Fox, 1999-00	191
3) David Harrison, 2001-02	188
4) Matt Bullard, 1985-86	179
5) Chauncey Billups, 1995-96	165
6) Larry Vaculik, 1974-75	158
7) Alec Burks, 2009-10	150
8) Carlton Carter, 1998-99	146
9) Andre Roberson, 2010-pre. 145	
10) Marcus Hall, 2004-05	143

Freshman Bests - Season (Most Steals)

1) Donnie Boyce, 1991-92	68
3) Richard Roby, 2004-05	48
4) Chauncey Billups, 1995-96	42
5) Jay Humphries, 1980-81	41
6) Cory Higgins, 2007-08	36
7) Alec Burks, 2009-10	35
8) Andre Roberson, 2010-pre. 34	

occurred when taking care of the ball (having fewer turnovers).

INDIVIDUAL NOTES: Alec Burks and Cory Higgins have led CU one-and- two in scoring 30 of their 50 games together, including 11 times this season • Austin Dufault and Marcus Relphorde are the only players to start every game (20) • Alec Burks has netted scoring double figures 19 of 20 games; Cory Higgins 17 of 20 games; Marcus Relphorde and Levi Knutson 14 of 20.

IN CASE YOU MISSED IT (upset at K-State, Jan. 15):

• CU broke a nine-game losing streak to Kansas State, first win in Manhattan since Feb. 5, 2005 • Last time CU went 10-1 over an 11-game stretch was the first 11 games in 2005-06; last time CU went 11-1 over a 12-game span, 1996-97 • Largest margin of victory over a ranked team on the road since Dec. 16, 1963 (93-70 at No. 4 Arizona State) • CU committed 20 turnovers in the win over K-State, the last time they committed that many in a Big 12 game and won occurred at Iowa State, 54-52 (ot), Jan. 22, 2005.

IN CASE YOU MISSED (upset over Mizzou, Jan. 8): CU's first win over a nationally ranked top-10 opponent since Feb. 4, 2003 (Texas). • CU's first win in 20 outings over the nation's top-10 • CU remains unbeaten at home this season (10-0); 13-straight at home dating back to last season • CU broke a 13-game Big 12 Conference streak in openers; won their first in 1997 and last in 2011 • CU grabbed 16 offensive rebounds and 47 total rebounds, the most by a CU team in Big 12 play since the 2005-06 season; and the 33 FGs made in Big 12 play since making 33 in 97-90 loss at TTU Tech (Feb. 2, 2005).

WINS/LOSSES: In 14 victories, the Buffs are averaging 86.6 points per game (opponent 67.5 ppg.); shooting 51.1 percent from the floor (oppt: 41.2), and outrebounding the opponent by 8.6 a game. Four players are averaging 10 or more points (another at 9.8) with a team average of 16.1 assists per contest. In six losses, CU averages 70.7 points a game; shoots 42.5 percent from the floor, average only 8.8 assists, and have two players average double digits (Burks 22.0; Higgins 16.2)

LAST TIME VERSUS THE NATION'S TOP-10:

CU's upset of No.9/8 Missouri on Saturday was the Buffs first upset win over a ranked opponent since Feb. 4, 2003 (Texas). Here are CU's upset wins over the top-10.

- #2 vs. Oklahoma State, 57-53, Feb.12, 1992
- #3 vs. Texas, 93-80, Feb. 4, 2003
- #3 vs. Kansas, 72-68, Jan. 20, 1953
- #3 vs. Kansas State, 65-57, Feb. 23, 1952
- #4 at Arizona State, 93-70, Dec. 16, 1963
- #4 vs. Iowa, 60-57, Dec. 12, 1955
- #4 vs. Washington, 81-60, Dec. 30, 1953
- #5 at Missouri, 81-79 (ot), Jan. 15, 1973
- #5 vs. New Mexico, 79-72, Dec. 16, 1968
- #5 vs. Iowa, 75-54, Mar. 21, 1955
- #6 vs. Kansas, 60-59, Jan. 22, 2003
- #6 vs. Missouri, 92-88, Mar. 9, 1990
- #7 vs. Kansas, Jan. 17, 1967, 62-59
- #7 vs. Kansas State, 81-80, Feb. 13, 1961
- #8 vs. Missouri, Jan. 8, 2011, 89-76
- #8 vs. Iowa State, 70-45, Jan. 18, 1997
- #8 vs. Kansas, 79-71, Feb. 20, 1991
- #9 vs. Iowa State, 59-52, Feb. 11, 1957

Colorado defeated a top-5 ranked opponent at home: #2 Oklahoma State, 57-53, Feb. 12, 1992

Colorado defeated a ranked opponent on the road (recent): #21/20 at K-State, Jan. 12, 2011

Colorado faced a No. 1 ranked team: 14 times, latest Feb. 20, 2010, 94-74 at Kansas.

SCHOOL INFORMATION

Location..... Boulder, Colo.
Founded 1876
Enrollment..... 30,128
Colors Silver, Black, Gold
Nickname..... Buffaloes (Buff)s
Mascot..... Ralphie V, the Buffalo
Arena..... Coors Events/Conference Center (11,064)
Elevation 5,345
NCAA Affiliation/Conference..... Division I/The Big 12
President..... Bruce Benson (Colorado '64)
Chancellor Phil DiStefano (Ohio State '68)
Faculty Rep. David Clough (Case Institute of Technology '68)
Director of Athletics..... Mike Bohn (Kansas '83)
Web Site www.CUBuffs.com
Big 12 web page www.Big12sports.com
Athletic Department..... 303/492.7931
Ticket Office..... 303/492.8337

HISTORY

First Year of Basketball..... 1901-02 (109 Years)
All-Time Record 1,139-1,097 (.509); 2,236 games
NCAA Berths..... 10
(Won 9, Lost 12; two third place finishes in '42, '55)
Last Appearance..... 2002-03 (lost to Michigan State, 1st Rd.)
NCAA Appearances 2003, 1997, 1969, 1963, 1962,
..... 1955, 1954, 1946, 1942, 1940
NIT Appearances 8
..... (Won 8, Lost 7; won 1940 NIT; 1938 runner up)
Last NIT Appearance.... 2005-06 (lost Old Dominion, 1st Rd.)
Last Conference Title..... 1968-69 (Big 8)
..... Big 8 (1962, 1963, 1969); Big 7 (1955)
Mountain State Conference titles (1938, '39, '40, '42)..... 4
League Championships Prior to 1924 13
Overall Conference Titles 22
Big 12 Championships 0
Big 12 Tournament Record..... 7-15

MEDIA INFORMATION

Radio Station/Phone KKZN-760 AM/303/359.1271
Announcers Mark Johnson (play-by-play)
..... Chris Lewis (analyst)

TEAM INFORMATION

2009-2010 Overall Record..... 15-16
..... Home: 13-3 Away: 2-10 Neutral: 0-3
Conference Record/Finish..... 6-10/8th
Starters Returning..... 5
Letterwinners Returning/Lost..... 9/4
Newcomers..... 4
Seniors (4) Javon Coney, Cory Higgins,
..... Levi Knutson, Marcus Relphorde
Senior-Transfer (1)..... Carlon Brown (Utah)
Juniors (3) Austin Dufault, Trey Eckloff, Nate Tomlinson
Junior-Transfer (1) Sabatino Chen (Denver)
Sophomores (2) Alec Burks, Shane Harris-Tunks
Redshirt-Freshman (1)..... Shannon Sharpe
Freshmen (2) Ben Mills, André Roberson
Student-Athletes Lost (4) Trent Beckley (graduation),
Casey Crawford (graduation), Dwight Thorne II (graduation),
..... Keegan Hornbuckle (transfer)

Big 12 Bests: Colorado vs. Kansas

Colorado

Points: 30, Richard Roby, Jan. 27, 2007, Lawrence
Rebounds: 16, Stephane Pelle, Feb. 21, 2001, Lawrence
Assists: 9, Michel Morandais, Feb. 19, 2003, Lawrence
Steals: 6, Jaquay Walls, Jan. 24, 2000, Lawrence
Blocks: 4, four times, recent, David Harrison, Jan. 5, 2004, Boulder
3-Pointers: 6, twice, recent, Kenny Price, Feb. 7, 1999, Boulder
FTM: 14, Jaquay Walls, Jan. 22, 2000, Boulder
FTA: 17 Jaquay Walls, Jan. 22, 2000, Boulder
O-Reb: 8, Ronnie DeGray, Jan. 31, 1998, Boulder
D-Reb: 11, Chauncey Billups, Feb. 19, 1997, Boulder

Kansas

Points: 27, Drew Gooden, Jan. 5, 2002, Boulder
Rebounds: 17, Wayne Simien, Jan. 15, 2005, Boulder
Assists: 11, three times, recent, Aaron Miles, Mar. 8, 2002, Kansas City
Steals: 6, Julian Wright, Jan. 27, 2007, Lawrence
Blocks: 5, four times, recent, Cole Aldrich, Feb. 20, 2010, Lawrence
3-Pointers: 5, Jeff Boschee, Mar. 8, 2002, Kansas City
FTM: 11, Wayne Simien, Feb. 12, 2005, Lawrence
FTA: 12, twice, recent, Ryan Robertson, Feb. 7, 1999, Boulder
O-Reb: 8 Raef LaFrentz, Jan. 26, 1997, Boulder
D-Reb: 13, Nick Collison, Jan. 24, 2000, Lawrence

FRESHMAN SENSATION: Andre Roberson is making a run at CU history by becoming the first freshman to lead the team in rebounding, steals and blocked shots in the same season. Here's the breakdown of all three categories.

Note: No freshman has led in all three at season's end (Scott Wilke 1987-88 and Joe Cooper 1980-81 are the only players of any class to lead all three). **Note:** Only Matt Bullard as a freshman in 1985-86 led CU in two of these three categories (rebounds and blocks).

Freshmen led in rebounds:

Matt Bullard	179	1985-86
Alec Burks	150	2009-10
Andre Roberson	145	2010-11

Freshmen led in steals:

Donnie Boyce	68	1991-92
Jose Winston	53	1998-99
Richard Roby	48	2004-05
Chauncey Billups	42	1995-96
Jay Humphries	41	1980-81
Andre Roberson	34	2010-11

Freshmen led in blocks:

Carlton Carter	39	1998-99
David Harrison	34	2001-02
Matt Bullard	32	1985-86
Stephane Pelle	27	1999-00
Andre Roberson	23	2010-11
Shane Harris-Tunks	14	2009-10

20 GAME REVIEW: Head coach Tad Boyle is 14-6 after his first 20 games. He ranks second all-time among first-year head coaches in their respective first full year at the helm. Ricardo Patton went 16-4.

CHARITY STRIPE: Alec Burks and Cory Higgins are a combined 219-for-256 (85.6 percent) from the free throw line this season. The rest of the team is 162-for-233 (69.5). Three players are shooting over 80 percent: Higgins (98-for-110, 89.1); Burks (121-for-146, 82.9) and Levi Knutson at 90 percent (27-for-30). In the Big 12 (all games), the Buffs are the top shooting team at 77.9 percent.

MOVING UP THE CHARTS: With 1,713 career points (only six CU players have ever scored that many), Cory Higgins is sixth all-time on the school's all-time scoring list. Up next Stevie Wise (1,727, 1988-91) for fifth place. Scoring isn't the only list Higgins appears on:

1st in free throws made (494); 2nd in career starts (113)
1st in career minutes (3,877)
4th in guard rebounding (494)
5th in free throw attempts (600); 5th in FT% (82.3)
t-3rd in steals (179); 7th in FG attempts (1,170)
8th in FGs Made (555); 12th in games played (114)
13th in assists (280)

100 FROSH BOARDS: After playing just his 14th game, Andre Roberson tied the school mark for fastest freshman to the 100-rebound plateau. He grabbed 10 at Cal State Bakersfield tying Richard Fox with 14 games to reach 100 rebounds.

Andre Roberson (2010-pre.)	14 games (145 currently)
Richard Fox (1999-2000)	14 games (191 for season)
David Harrison (2001-02)	15 games (188 for season)
Larry Vaculik (1974-75)	15 games (158)
Stephane Pelle (1999-2000)	16 games (218 - school rec.)
Matt Bullard (1985-86)	16 games (179)

FREE THROW SHOOTING: Here's a look at the current team at the charity stripe with under five and two minutes to play.

5:00-2:01 Percentages	Higgins:	29-of-30	96.6%
	Burks:	26-of-39	66.7%
	Relphorde:	11-of-16	68.8%
	Tomlinson:	5-of-6	83.3%
	Dufault:	3-of-4	75.0%
	Knutson:	4-of-4	100%
	Sharpe:	2-of-2	100%
2:00-0:00 Percentages	Higgins:	32-of-37	86.5%
	Burks:	54-of-68	79.4%
	Relphorde:	13-of-15	86.7%
	Tomlinson:	12-of-14	85.7%
	Knutson:	9-of-11	81.2%
	Coney:	2-of-2	100%
	Sharpe:	7-of-9	81.8%
	Dufault	2-of-4	50.0%
Roberson:	0-of-4	00.0%	
OT Percentages	Higgins:	9-of-9	100%
	Knutson	4-of-4	100%
	Burks	3-of-4	75.0%
	Relphorde:	2-of-3	66.7%
Combined Total	Higgins:	70-of-76	92.1%
	Burks:	83-of-111	74.8%
	Relphorde:	26-of-34	76.5%
	Tomlinson:	17-of-20	85.0%
	Knutson:	17-of-19	89.5%
	Sharpe	9-of-11	81.8%
	Coney:	2-of-2	100%
	Dufault:	5-of-8	62.5%
Roberson:	0-of-4	00.0%	

SHARING THE BALL: For the first time since the 1996-97 season (and four other times before that), CU had two players with at least six or more assists in the same game in back-to-back contents. Against Texas-Pan American, Cory Higgins and Shannon Sharpe had seven

LEVI KNUTSON - COLORADO'S TRUE SIXTH MAN: Senior guard Levi Knutson is not only an academic scholar off the court, he's turning his senior season into a career year. Let's look at the numbers:

Knutson ranks first in the Big 12 Conference in points per game among players who have come off the bench in the majority of his teams' games:

Big 12 Leading Scorers Off the Bench (thru Jan. 19)

	GP-GS	PPG
Levi Knutson, CU	20-2	11.7
J.P. Olukemi, Oklahoma State	19-3	11.5
Jamar Samuels, Kansas State	19-7	9.9
J'Covan Brown, Texas	19-0	9.8
Thomas Robinson, Kansas	18-2	8.0

- CU Head Coach Tad Boyle on Knutson following the Kansas State game on Jan. 12: "Levi's playing with unbelievable confidence. If he's not the sixth man of the year, I don't know who is. He gives us such a lift off the bench. Obviously he's playing starter minutes, but he brings such enthusiasm, energy, and makes all the right plays."

- Through games of Jan. 16, Knutson ranks first nationally in Offensive Rating (145.7) as calculated by Ken Pomeroy. Offensive Rating is a complex formula developed by Dean Oliver and explained in his book Basketball on Paper. Essentially, the rating measures the points a player produces per 100 possessions in which that player ends the possession through a made field goal or free throw, missed field goal or free throw rebounded by the defense, or turnover.

- Knutson ranks first in the Big 12 Conference in three-point shooting percentage for the overall season. For the entire season, Knutson is 39-of-78 (50.0 percent) from beyond the arc; the only Big 12 player at or above 50 percent. Knutson's 50.0 percent is tied for 15th nationally among qualified players.

- Though he does not have enough attempts to qualify for the Big 12 statistical leaders in either field goal percentage (min. 5.0 made per game) or free throw percentage (min. 2.5 made per game), Knutson is shooting 56.1 percent (83-of-148) from the field and 90.0 percent (27-of-30) from the charity stripe for the season, which would rank fifth and tied for first, respectively, among qualified players in the Big 12.

- Knutson led the Buffs with 20 points, while tying a career high with six three-point makes (6-of-8, 66.7 percent) in CU's victory over No. 21/20 Kansas State on Jan. 12. Knutson's performance led the Buffs to their first ever wins over ranked teams in back-to-back games (also defeated No. 9/8 Missouri on Jan. 8), and their first road win against a ranked team since 1997.

- Knutson scored a career-high 22 points (8-of-10 FG, 6-of-8 3FG) in an 83-57 victory over Oregon State on Dec. 4.

- Knutson, who entered his senior season with 12 career double-digit scoring games, has 14 double-digit scoring games so far this season including 12 of the past 14 games. He is averaging 13.3 ppg over this 14-game stretch.

- Finance major; named to the 2009-10, 2008-09 All-Big 12 academic first team. Achieved a perfect 4.0 GPA in both the Spring 2009 and Fall 2009 semesters, and won the CU Scholar-Athlete Award for highest junior GPA in 2009-10 (3.929). Six-time Dean's List honoree and five-time Commissioners Honor Roll.

and six assists, respectively. Against Oregon State, Marcus Relphorde recorded eight assists with Higgins adding six dimes. Upon further research, there was no record of two players having six or more assists in a single game in three consecutive games.

2011-12 SEASON: The CU men's basketball team will be one of eight teams participating in the annual Honda Puerto Rico Tip-Off next season (Nov. 17, 18, 20) at the Coliseo de Puerto Rico, in the cosmopolitan Hato Rey district of San Juan. The field for the fifth annual Puerto Rico Tip-Off includes CU, Alabama, Iona, Maryland and Wichita State, along with Purdue and Temple, which are ranked in the preseason ESPN/USA Today Coaches Poll at No. 8 and No. 22, respectively. The final team will be announced at a later date.

PRESEASON WOODEN LIST: Cory Higgins and Alec Burks were selected to The John R. Wooden Award Preseason Top 50 list. The list is comprised of 50 student-athletes who, based on last year's individual performance and team records, are the early frontrunners for college basketball's most prestigious honor. Higgins and Burks are the fourth and fifth CU student-athletes, respectively to make the Wooden preseason list. The other Buffaloes to make the prestigious pre-season list are David Harrison (2003-04), Chauncey Billups (1995-96), and Donnie Boyce (1994-95).

2009-10 RESULTS (15-16)

Date	Opponent	Result
Nov. 13	ARKANSAS-PINE BLUFF	W, 88-72
Nov. 16	COPPIN STATE	W, 82-58
Nov. 18	TEXAS SOUTHERN	W, 88-77
Nov. 23	vs. Gonzaga (Maui)	L, 72-76
Nov. 24	vs. Arizona (Maui)	L, 87-91 (ot)
Nov. 25	at Chaminade (Maui)	W, 73-58
Dec. 1	SAN FRANCISCO	W, 78-54
Dec. 4	at Oregon State	L, 69-74
Dec. 7	COLORADO CHRISTIAN	W, 84-65
Dec. 10	at Colorado State	L, 62-77
Dec. 22	CAL STATE NORTHRIDGE	W, 92-58
Dec. 29	YALE	W, 70-59
Jan. 2	at Tulsa	L, 59-84
Jan. 5	MIAMI (OHIO)	W, 67-65
Jan. 9	*at 2/2 Texas	L, 86-103
Jan. 12	*22/24 BAYLOR	W, 78-71
Jan. 16	*13/12 KANSAS STATE	L, 81-87
Jan. 20	*at Oklahoma State	L, 78-90
Jan. 23	*at Texas A&M	L, 63-67
Jan. 27	*NEBRASKA	W, 72-60
Jan. 30	*at Iowa State	L, 63-64
Feb. 3	*1/1 KANSAS	L, 66-72 (ot)
Feb. 6	*MISSOURI	L, 66-84
Feb. 13	*at 9/9 Kansas State	L, 51-68
Feb. 17	*OKLAHOMA	W, 77-67
Feb. 20	*at 1/1 Kansas	L, 74-94
Feb. 24	*at Missouri	L, 63-92
Feb. 27	*IOWA STATE	W, 75-72
Mar. 2	*at Nebraska	W, 81-68
Mar. 6	*TEXAS TECH	W, 101-90
Mar. 10	vs. Texas Tech (Kansas City)	L, 67-82

*Big 12 Conference

THE LAST TIME ...

20-Point Scorer: 23, Cory Higgins, vs. Oklahoma State, Jan. 15, 2011

30-Point Scorer: 36, Alec Burks, vs. Missouri, Jan. 8, 2011

40-Point Scorer: 42, Jaquay Walls, Iowa State (ot), Feb. 19, 2000

Three 20-point Scorers in Same Game:

vs. Oklahoma State: Kal Bay (21) Dominique Coleman(20), Richard Roby (20), Feb. 3, 2007

Five Double-Figure Scorers in Same Game at CSU-Bakersfield, Jan. 2, 2011: Alec Burks (19), Cory Higgins (16), Marcus Relphorde (11), Austin Dufault (10), Levi Knutson (10)

Six Double-Figure Scorers in Same Game: vs. Longwood, Dec. 19, 2010: Cory Higgins (18), Levi Knutson (17), Alec Burks (15), Marcus Relphorde (14), Andre Roberson (14), Austin Dufault (12)

Double-Double Performance: Alec Burks (20 pts., 11 rebs.) vs. Oklahoma St.(Jan. 15, 2011)

Triple-Double Performance:

David Harrison (20 points, 10 rebounds, 11 blocks), vs. Nebraska, Mar. 8, 2003

Player with 20 or More Rebounds: 21, Stephane Pelle vs. Stetson, Nov. 24, 2002

Player with 15 or More Rebounds: 17, Jermyl Jackson-Wilson, vs. Denver, Nov. 10, 2006

Player with 10 or More Rebounds: 10, Cory Higgins, Missouri (Jan. 8, 2011)

Player with 10 or More Assists: 10, Marcus Hall, vs. Baylor (2ot), Kansas City, Mar. 13, 2008

Player with Five or More Steals: 6, Alec Burks, Yale, Dec. 29, 2009

Player with Five or More Three-Point FGs Made: 6, Levi Knutson, at Kansas State (Jan. 12) and against Oregon State, Dec. 4, 2010

Player with Five or More Blocked Shots

5, Marcus King-Stockton vs. Oklahoma (Kansas City, Mo.), Mar. 14, 2008

Scored 100 or More Points, Team: 104, Longwood (59), Dec. 19, 2010

101, vs. Texas Tech (90), March 6, 2010

Scored under 50 Points, Team: 41, at Nebraska (46), Feb. 18, 2009

Scored under 40 Points, Team: 35, vs. Texas (78), Kansas City, Mo., Mar. 10, 2000

Shot 60.0 Percent or Better from the Field, Team: 61.9, at Nebraska, Mar. 2, 2010

Shot Under 35.0 Percent from the Field, Team: 34.4, Jan. 30, 2010 at Iowa State

Made 30 or More Free Throws, Team: 34, vs. Oklahoma State, Jan. 15, 2011

Made 10 or more Three-Point Field Goals, Team: 10, Longwood, Dec. 19, 2010
12, at Nebraska, Mar. 2, 2010

Had 50 or More Rebounds, Team: 52 vs. W. New Mexico (Jan. 5, 2011);

51, vs. Texas Tech, Feb. 11, 2006; 50, vs. Alcorn State, Nov. 23, 2010

Had 25 or more assists, Team: 27, Dec. 22, 2009 vs. CSU Northridge, Dec. 22, 2009

Had 15 or More Steals, Team: 19, vs. Savannah State, Jan. 3, 2006

Had 10 or More Blocked Shots, Team: 10, vs. Pepperdine, Dec. 4, 2006

Had Fewer than 10 Turnovers, Team: (since 2005-06)

4, at Iowa State, Jan. 30, 2010 (L, 63-64)

5, vs. Baylor, Jan. 12, 2010 (W, 78-71); 5, vs. Utah, Dec. 7, 2005 (W, 76-52)

6, vs. San Francisco, Dec. 1, 2009 (W, 78-54)

7, vs. Colorado State, Dec. 8, 2010 (90-83, ot); 7 vs. Idaho State, Nov. 12, 2010 (W, 88-80)

8, vs. Longwood, Dec. 19, 2010 (104-59)

9, vs. MD Eastern Shore, Dec. 29, 2010; 9 vs. The Citadel, Dec. 17, 2010 (89-61)

9, at San Francisco, Nov. 20, 2010 (L, 81-83, ot); 9, Alcorn State, Nov. 23, 2010 (W, 91-51)

CU RECORD WHEN...

	Big 12	All
Leading or tied at halftime:	1-0	11-1
Trailing at halftime:	1-2	2-4
Tied at halftime	1-0	1-1
Shoot 50 percent or higher:	1-0	7-0
Shoot lower than 49.9 percent:	2-2	7-6
Higher percentage than optpt.:	2-0	11-0
Lower percentage than optpt.:	1-2	3-6
Score 60-69 points:	0-2	0-3
Score 70-79 points:	2-0	3-2
Score 80-89 points:	1-0	6-1
Score 90-plus points:	-	4-0
Score 100-plus points:	-	1-0
More rebounds than optpt.:	3-1	11-1
Fewer rebounds than optpt.:	0-1	2-5
Same amount of rebounds:	-	1-0
Under 39 rebounds:	2-2	8-6
40+ rebounds:	1-0	4-0
50+ rebounds:	-	2-0
Fewer turnovers than optpt.:	1-0	11-1
Equal/more turnovers than optpt.:	2-2	3-2
Games decided by 5 or fewer pts:	1-0	1-1
Televised games:	3-2	12-4
Games vs. ranked opponents:	2-0	2-0
Two Players in Double Figures	0-1	0-1
Three Players in Double Figures	2-1	2-4
Four Players in Double Figures	1-0	9-1
Five Players in Double Figures	-	2-0
Six Players in Double Figures	-	1-0
More bench points than optpt.:	2-1	10-1
Fewer bench points than optpt.:	1-0	4-3
Same bench points than optpt.:	0-1	0-2
Playing in November:	-	3-3
Playing in December:	-	6-1
Playing in January:	3-2	5-2
Playing in February:	-	-

2010-2011 Game Leaders (Career)

Scoring Double-Digits

	Career	'10-11
Cory Higgins	90	17
Alec Burks	48	19
Marcus Relphorde	35	14
Austin Dufault	26	8
Levi Knutson	26	13
Nate Tomlinson	13	-
Andre Roberson	4	4
Javon Coney	1	-

Double-Digit Rebounding Games

	Career	'10-11
Andre Roberson	4	4
Cory Higgins	3	1
Marcus Relphorde	2	-
Alec Burks	3	1
Austin Dufault	1	-

Double-Doubles

	Career	'10-11
Andre Roberson	3	3
Cory Higgins	3	1
Alec Burks	3	1
Marcus Relphorde	2	-
Austin Dufault	1	-

20-Point Games

	Career	'10-11
Cory Higgins	29	4
Alec Burks	19	11
Levi Knutson	2	2
Austin Dufault	1	-
Marcus Relphorde	1	-
Nate Tomlinson	1	-

30-Point Games

	Career	'10-11
Cory Higgins	5	-
Alec Burks	1	1

Scoring Leaders

	Career	'10-11
Cory Higgins	42	5
Alec Burks	24	12
Levi Knutson	4	3
Austin Dufault	3	1
Marcus Relphorde	3	-
Javon Coney	1	-
Nate Tomlinson	1	-

Rebounding

	Career	'10-11
Cory Higgins	28	2
Alec Burks	20	6
Andre Roberson	12	12
Austin Dufault	11	1
Marcus Relphorde	9	2
Nate Tomlinson	4	-
Levi Knutson	3	-
Javon Coney	1	-

Assist Leaders

	Career	'10-11
Nate Tomlinson	44	7
Cory Higgins	32	7
Marcus Relphorde	11	5
Alec Burks	9	5
Levi Knutson	2	-
Javon Coney	1	-
Andre Roberson	1	1
Shannon Sharpe	1	1
Casey Crawford	2	-
Austin Dufault	2	-

Steal Leaders

	Career	'10-11
Cory Higgins	46	5
Nate Tomlinson	13	4
Marcus Relphorde	14	6
Alec Burks	7	1
Levi Knutson	6	3
Andre Roberson	7	7
Austin Dufault	4	-
Shannon Sharpe	1	1
Javon Coney	1	-
Trey Eckloff	1	-

Block Leaders

	Career	'10-11
Cory Higgins	22	4
Austin Dufault	12	2
Andre Roberson	11	11
Alec Burks	8	1
Shane Harris-Tunks	7	-
Marcus Relphorde	4	1
Trey Eckloff	4	-
Shannon Sharpe	3	3
Levi Knutson	1	-
Javon Coney	1	-

Career Games

	Starts	Played
Cory Higgins	113	114
Austin Dufault	77	82
Nate Tomlinson	66	78
Marcus Relphorde	50	50
Alec Burks	49	50
Levi Knutson	4	105
Javon Coney	1	57
Trey Eckloff	1	53
Shane Harris-Tunks	3	28
Shannon Sharpe	3	20
Andre Roberson	-	20
Ben Mills	-	12

Career Scoring

	G	Pts.	Avg.
1) Richard Roby	119	2001	16.8
4) Shaun Vandiver	91	1876	20.6
5) Stevie Wise	119	1727	14.5
6) Cory Higgins	114	1713	15.0
30) Jaquay Walls	55	929	16.9
33) Alec Burks	50	903	18.1

Career Scoring by position, Guards

	G	Pts.	Avg.
1) Richard Roby	119	2001	16.8
3) Stevie Wise	119	1727	14.5
4) Cory Higgins	114	1713	15.0

Career Rebounds

	G	Rebs	Avg.
1) Stephane Pelle	123	1054	8.6
22) Mike Coleman	74	520	7.0
23) Michel Morandais	116	497	4.3
24) Cory Higgins	114	494	4.3

Career FT made

	FT	Seasons
1) Cory Higgins	494	2007-pre
2) Donnie Boyce	480	1991-95

Career FT Attempted

	FT	Seasons
1) Donnie Boyce	721	1991-95
3) David Harrison	613	2001-04
4) Cory Higgins	600	2007-pre.

Career Assists

	Season	Ast	Season
1) Jay Humphries	2004-08	562	1980-84
10) Michel Morandais	1989-91	294	2000-04
11) Chauncey Billups	1988-91	282	1995-97
12) Cory Higgins	2007-pre.	280	2007-pre.
14) Nate Tomlinson	1998-00	259	2008-pre.

Career Steals

	Season	Season
1) Jay Humphries	309	1980-84
2) Donnie Boyce	245	1991-95
3) Cory Higgins	175	2007-pre.
Jose Winston	179	1998-01
Stevie Wise	179	1987-91

Career Games Played

	Total	Seasons
1) Stephane Pelle	123	1999-03
Will Smith	123	1996-00
10) two tied 117		
11) two tied 116		
12) Cory Higgins	114	2007-pre.

Career Games Started

	Total	Seasons
1) Richard Roby	116	2004-08
2) Cory Higgins	113	2007-pre.

Career Minutes Played Total

	Total	Seasons
1) Cory Higgins	3877	2007-pre.
2) Jay Humphries	3864	1980-84

Career 3-Pters Made

	Total	Seasons
1) Blair Wilson	257	2000-04
10) Nck Mohr	115	1998-2002
Cory Higgins	109	2007-pre.

Most games without fouling out

	Total	Seasons
1) Glen Eddy	120	2002-06
2) Blair Wilson	119	1996-00
3) Antoine McGee	113	2002-06
4) Levi Knutson	105	2007-pre.

Most Minutes W/Out Fouling Out

	Total	Seasons
1) Blair Wilson	3234	2000-04
2) Levi Knutson	1843	2007-pre.

2010-11 GAME-BY-GAME LEADERS

	Overall	Home	Away	Neutral
All Games	14-6	11-0	2-5	1-1
Conference	3-2	2-0	1-2	0-0
Non-Conference	11-4	9-0	1-3	1-1

DATE	OPPONENT	W/L	SCORE	AT	HIGH SCORER	HIGH REB.	ASSISTS	BLOCKS	3-PTERS MADE	STEALS
Nov. 12	IDAHO STATE	W	88-80	6874	Burks (20)	Roberson (11)	Higgins (4)	Sharpe (1)	Tomlinson (2)	Higgins (4)
Nov. 16	at Georgia	L	74-83	6406	Burks (21)	Relphorde, Roberson (7)	Burks (3), Sharpe (3)	Dufault (1), Roberson (1)	Knutson (1), Relphorde (1), Tomlinson (1)	Higgins (4)
Nov. 20	at San Francisco	L	81-83 (ot)	2747	Burks (29)	Higgins (8)	Relphorde (3)	Higgins (2), Sharpe (2)	Burks (2), Higgins (2)	Roberson (3)
Nov. 23	ALCORN STATE	W	91-51	2778	Burks (22)	Roberson (9)	Roberson (4), Roberson (4)	Roberson (2)	Burks, Relphorde (2), Tomlinson (2)	Tomlinson(3)
Nov. 28	at Harvard	L	66-82	954	Higgins (21)	Burks (5)	Tomlinson (2)	-	Higgins (1), Relphorde (1)	Tomlinson (3)
Nov. 30	TX-PAN AMERICAN	W	83-64	2641	Knutson (18)	Burks (6)	Higgins (7)	Roberson (2)	Relphorde (4)	Roberson (3)
Dec. 4	OREGON STATE	W	83-57	6363	Knutson (22)	Relphorde (6) Roberson (6)	Relphorde (8)	Roberson (2)	Knutson (6)	Burks (2), Roberson (2)
Dec. 8	COLORADO STATE	W	90-83 (ot)	7219	Burks (25)	Burks (5) Roberson (5)	Higgins (3), Relphorde (3), Tomlinson (3)	Dufault (3)	Knutson (1), Relphorde (1), Tomlinson (1)	Burks (2)
Dec. 17	THE CITADEL	W	89-61	4368	Burks (19)	Roberson (10)	Tomlinson (8)	Roberson (2)	Higgins (4)	Relphorde (3)
Dec. 19	LONGWOOD	W	104-59	2556	Higgins (18)	Roberson (13)	Burks (5), Sharpe (5)	Sharpe (2)	Knutson (3)	Higgins (2), Knutson (2)
Dec. 22	vs. New Mexico	L	76-89	2867	Burks (25)	Roberson (8)	Relphorde (3), Tomlinson (3)	Higgins (1), Roberson (1)	Knutson (2)	Knutson (2), Roberson (2)
Dec. 23	vs. Indiana	W	78-69	2375	Higgins (22)	Dufault (7)	Tomlinson (5)	-	Higgins (1), Roberson (1), Tomlinson (1)	Higgins (4)
Dec. 29	MD EAST. SHORE	W	92-65	3896	Dufault (18)	Roberson (8)	Tomlinson (6)	Roberson (3)	Knutson (2)	Knutson (2), Roberson (2)
Jan. 2	at CSU-Bakersfield	W	85-73	1464	Burks (19)	Roberson (10)	Burks (4)	Higgins (1)	Knutson (2), Tomlinson (2)	Tomlinson (3)
Jan. 5	WESTERN N. M.	W	90-72	2139	Burks (20)	Roberson (12)	Higgins (4)	Relphorde (3)	Knutson (3)	Roberson (3)
Jan. 8	9/8 MISSOURI	W	89-76	8694	Burks (36)	Higgins (10)	Higgins (4), Relphorde (4)	Higgins (2)	Burks (3)	Relphorde (2)
Jan. 12	at 21/20 Kansas St.	W	74-66	12528	Knutson (20)	Roberson (9)	Higgins (4)	Roberson (1)	Knutson (6)	Relphorde (4)
Jan. 15	OKLAHOMA STATE	W	75-71	11096	Higgins (23)	Burks (11)	Burks (2)	Burks (1), Roberson (1)	Higgins (3)	Roberson (2)
Jan. 18	at Nebraska	L	67-79	8477	Burks (22)	Burks (8)	Burks (4)	Higgins (1)	Knutson (5)	Higgins (1), Relphorde (1), Roberson (1), Sharpe (1), Tomlinson (1)
Jan. 22	at Oklahoma	L	60-67	9158	Burks (15), Higgins (15)	Burks (9)	Higgins (4)	Roberson (1)	Knutson (1)	Relphorde (3)

COLORADO STARTERS

Date	Opponent	Score	Starter	Total	Starter	Total	Starter	Total	Starter	Total	Starter	Total
Nov. 12	IDAHO STATE	W, 88-80	Burks	20	Higgins	16	Relphorde	12	Tomlinson	6	Dufault	9
Nov. 16	at Georgia	L, 74-83	Burks	21	Higgins	15	Relphorde	8	Tomlinson	5	Dufault	13
Nov. 20	at San Francisco	L, 81-83 (ot)	Burks	29	Higgins	28	Relphorde	0	Sharpe	0	Dufault	1
Nov. 23	ALCORN STATE	W, 91-51	Tomlinson	8	Knutson	7	Relphorde	15	Sharpe	4	Dufault	10
Nov. 28	at Harvard	L, 66-82	Burks	20	Higgins	21	Relphorde	12	Tomlinson	0	Dufault	7
Nov. 30	TX-PAN AMERICAN	W, 83-64	Burks	12	Higgins	15	Relphorde	16	Tomlinson	0	Dufault	6
Dec. 4	OREGON STATE	W, 83-57	Burks	15	Higgins	9	Relphorde	12	Knutson	22	Dufault	12
Dec. 8	COLORADO STATE	W, 90-83 (ot)	Burks	25	Higgins	15	Relphorde	18	Tomlinson	8	Dufault	8
Dec. 17	THE CITADEL	W, 89-61	Burks	19	Higgins	18	Relphorde	7	Tomlinson	3	Dufault	8
Dec. 19	LONGWOOD	W, 104-59	Burks	15	Higgins	18	Relphorde	14	Tomlinson	0	Dufault	12
Dec. 23	vs. New Mexico	L, 76-89	Burks	25	Higgins	10	Relphorde	13	Tomlinson	2	Dufault	2
Dec. 24	vs. Indiana	W, 78-69	Burks	9	Higgins	22	Relphorde	14	Tomlinson	5	Dufault	10
Dec. 29	MD EASTERN SHORE	W, 92-65	Burks	15	Higgins	15	Relphorde	15	Tomlinson	3	Dufault	18
Jan. 2	at Cal State Bakersfield	W, 85-73	Burks	19	Higgins	16	Relphorde	11	Tomlinson	6	Dufault	10
Jan. 5	WESTERN NEW MEXICO	W, 90-72	Burks	20	Higgins	15	Relphorde	13	Sharpe	2	Dufault	9
Jan. 8	9/8 MISSOURI	W, 89-76	Burks	36	Higgins	18	Relphorde	8	Tomlinson	0	Dufault	12
Jan. 12	at 21/20 Kansas State	W, 74-66	Burks	12	Higgins	9	Relphorde	12	Tomlinson	0	Dufault	8
Jan. 15	OKLAHOMA STATE	W, 75-71	Burks	20	Higgins	23	Relphorde	14	Tomlinson	1	Dufault	5
Jan. 18	at Nebraska	L, 67-79	Burks	22	Higgins	8	Relphorde	9	Tomlinson	0	Dufault	6
Jan. 22	at Oklahoma	L, 60-67	Burks	15	Higgins	15	Relphorde	6	Tomlinson	0	Dufault	7

2010-11 GAME-BY-GAME TEAM STATISTICS (BOLD INDICATES HIGH FOR THE SEASON)

Game	Score	FG-FGA	Pct.	3-Pt.-FGA	Pct.	FT-FTA	Pct.	O-D	TOT	F/EJ	A	TO	BLK	S
COLORADO	88	28-58	.483	6-15	.400	26-33	.788	8-21	29	17/0	17	7	1	10
Idaho State	80	31-56	.554	6-12	.500	12-15	.800	7-22	29	22/0	13	17	2	3
COLORADO	74	22-53	.415	3-14	.214	27-36	.750	13-22	35	30/1	8	14	2	8
at Georgia	83	25-53	.472	6-15	.400	27-43	.628	16-24	40	26/0	14	20	3	7
COLORADO	81	29-68	.426	6-20	.300	17-28	.607	11-25	36	19/0	9	9	6	10
at San Francisco	83 (ot)	26-59	.441	12-19	.632	19-27	.704	12-31	43	23/1	15	17	4	2
COLORADO	91	32-67	.478	7-17	.412	20-25	.800	13-37	50	18/0	19	9	5	11
Alcorn State	51	18-64	.281	3-16	.188	12-21	.571	13-23	36	18/0	8	15	5	9
COLORADO	66	19-49	.388	2-9	.222	26-32	.813	13-15	28	21/0	5	15	0	7
at Harvard	82	25-49	.510	10-23	.435	22-26	.846	11-20	31	23/1	22	16	6	6
COLORADO	83	32-59	.542	9-15	.600	10-13	.769	15-19	34	14/0	24	15	4	13
TX-Pan American	64	21-50	.420	11-26	.423	11-13	.846	11-13	24	16/0	12	21	3	10
COLORADO	83	34-58	.586	8-23	.348	7-9	.778	9-24	33	17/1	20	13	4	6
Oregon State	57	21-54	.389	3-14	.214	12-21	.571	14-16	30	15/0	9	17	2	9
COLORADO	90	26-54	.481	3-7	.429	35-41	.854	9-20	29	21/0	12	7	4	4
Colorado State	83 (ot)	32-58	.552	5-15	.333	14-19	.737	10-21	31	26/0	14	15	3	1
COLORADO	89	34-57	.596	10-20	.500	11-16	.688	4-29	33	17/0	23	9	3	10
The Citadel	61	24-58	.414	3-14	.214	10-13	.769	7-22	20	13/0	14	13	1	3
COLORADO	104	38-72	.528	10-17	.588	18-23	.783	19-29	48	13/0	23	8	4	5
Longwood	59	23-60	.383	4-18	.222	9-14	.643	11-19	30	19/1	14	13	3	2
COLORADO	76	27-58	.466	5-22	.227	17-22	.773	11-12	23	19/0	9	12	2	6
New Mexico	89	30-49	.612	5-12	.417	24-28	.857	9-26	35	21/0	19	18	0	6
COLORADO	78	24-44	.545	3-10	.300	27-31	.871	8-22	30	23/2	10	15	0	10
Indiana	69	24-59	.407	5-14	.357	16-25	.640	18-14	32	22/0	9	13	2	8
COLORADO	92	34-57	.596	5-12	.417	19-25	.760	12-27	29	15/0	19	9	5	5
MD Eastern Shore	65	25-60	.417	6-21	.286	9-15	.600	10-15	25	25/0	7	10	1	4
COLORADO	85	31-63	.492	4-16	.250	19-24	.792	11-29	40	16/0	12	11	1	10
Cal State Bakersfield	73	23-65	.354	9-21	.429	18-22	.818	14-24	38	19/0	10	13	0	9
COLORADO	92	36-76	.474	3-15	.200	17-23	.739	23-29	52	16/1	12	11	7	8
W. New Mexico	70	25-62	.403	6-19	.316	14-17	.824	10-20	30	21/1	12	16	4	7
COLORADO	89	33-69	.478	4-11	.364	19-23	.826	16-31	47	17/0	14	10	5	6
Missouri	76	28-69	.406	4-16	.250	16-18	.889	11-22	33	21/0	13	9	10	8
COLORADO	74	27-54	.500	8-12	.667	12-21	.571	14-24	38	22/0	13	20	1	6
Kansas State	66	23-57	.404	7-21	.333	13-21	.619	13-16	29	22/0	14	15	1	6
COLORADO	75	18-48	.375	5-16	.313	34-39	.872	15-24	39	17/0	8	15	2	5
Oklahoma State	71	26-55	.473	8-20	.400	11-14	.786	6-18	24	27/2	9	11	5	10
COLORADO	67	24-54	.444	12-30	.400	7-9	.778	8-18	26	15/0	13	16	1	5
Nebraska	79	30-53	.566	4-17	.235	15-18	.833	7-24	31	14/0	18	13	3	5
COLORADO	60	23-57	.404	1-10	.100	13-16	.813	12-20	32	22/0	9	14	1	8
Oklahoma	67	24-46	.522	3-14	.214	16-25	.640	7-23	30	14/0	12	13	3	5

STARTERS vs. BENCH

Date	Opponent	Score	Starter Points			Bench Points		
			CU	Oppt.	Diff.	CU	Oppt.	Diff.
Nov. 12	IDAHO STATE	W, 88-80	63	69	-6	25	11	+14
Nov. 16	at Georgia	L, 74-83	62	69	-7	12	14	-2
Nov. 20	at San Francisco	L, 81-83 (ot)	60	56	+4	21	27	-6
Nov. 23	ALCORN STATE	W, 91-51	44	28	+16	47	23	+24
Nov. 28	at Harvard	L, 66-82	60	65	-5	6	17	-13
Nov. 30	TEXAS-PAN AMERICAN	W, 83-64	49	61	-12	34	3	+31
Dec. 4	OREGON STATE	W, 83-57	70	30	+50	13	27	-14
Dec. 8	COLORADO STATE	W, 90-83 (ot)	84	60	+24	6	23	-17
Dec. 17	THE CITADEL	W, 89-61	55	51	+4	34	10	+24
Dec. 19	LONGWOOD	W, 104-59	59	45	+14	45	14	+31
Dec. 22	vs. New Mexico	L, 76-89	52	65	-13	24	24	-
Dec. 23	vs. Indiana	W, 78-69	60	44	+16	18	25	-7
Dec. 29	MARYLAND EASTERN SHORE	W, 92-65	66	54	+12	26	11	+15
Jan. 2	at Cal State Bakersfield	W, 85-73	62	60	+2	23	13	+10
Jan. 5	WESTERN NEW MEXICO	W, 90-72	59	53	+6	33	17	+16
Jan. 8	9/8 MISSOURI	W, 89-76	74	55	+19	15	21	-4
Jan. 12	at 21/20 Kansas State	W, 74-66	41	45	-4	33	21	+12
Jan. 15	OKLAHOMA STATE	W, 75-71	63	62	+1	12	9	+3
Jan. 18	at Nebraska	L, 67-79	45	57	-12	22	22	-
Jan. 22	at Oklahoma	L, 60-67	43	65	-22	17	2	+15



TAD BOYLE
HEAD COACH
 1st Year at Colorado
 5th Year Overall

UNIVERSITY OF COLORADO

Head Coach2010-present

- Named the 18th head coach in CU men's basketball history on Monday, April 19.
- Currently 13-4 after his first 17 games ranking second among first-year CU coaches (Patton 14-3)
- First CU head coach since Henry Iba (1933-34) to win his first three conference games.
- First CU coach since H.B. Lee (1950-51) to win first two conference games in his first year.
- Successfully won his CU debut with an 88-80 home win against Idaho State (Nov. 12).
- Became first CU head coach in 20 years since Joe Harrington (1990-91) to win coaching debut.

NORTHERN COLORADO

Head Coach 2006-2010

2009-10: 25-8

- Advanced to the post season for the first time in school history, advancing to the quarterfinals of the CollegeInsiders.com Tournament while racking up a school record 25 victories.
- Coached one first-team All-Big Sky member and also the Big Sky Conference Defensive Player of the Year.
- resurrected the basketball program at Northern Colorado, including a breakout season in 2009-10 (25-8, .758) and finished second in the Big Sky Conference.
- Guided the Bears to a 56-66 record (.459) the past four seasons
- Awarded the NABC Division I All-District Coach of the Year, the Big Sky Coach of the Year by both *The Sporting News* and *CollegeInsider.com*, where he was also named a finalist for the National Mid-Major Coach of the Year award.

2008-09: 14-18 UNC's first Big Sky Tourn. berth

- Improved from one conference win his first season to an even 8-8 mark and earned the school's first Division I post season trip, to the Sun Belt Conference Tournament.

2007-08: 13-16 Won at SDSU (RPI top 50)

- Defeated Colorado State, 72-59, in his second season and also knocked off San Diego State, 72-59. The Aztecs were ranked among the nation's top 50 teams in the RPI rankings at that time.

PERSONAL

DATE OF BIRTHJan. 6, 1963
 BIRTHPLACE.....Pueblo, Colo.
 WIFEAnn
 CHILDREN..... Jack, Claire, Pete
 HIGH SCHOOL..... Greeley (Colo.) Central, 1981
 COLLEGE Kansas, 1985
B.S., Business Administration

2006-07: 4-24Bears' first year in Big Sky

- Named the 17th coach in UNC history on April 25, 2006.
- At that point, the Bears were in the midst of a transition to Division I in its first season as a member of the Big Sky Conference.
- Finished last nationally in the final RPI rankings for that season. There were, however, flashes of times to come that season, including close losses to both Colorado (88-86) and Colorado State (75-66).

WICHITA STATE

Associate Head Coach 2000-06

- spent six seasons with current Texas A&M head coach Mark Turgeon and was part of another turn around that saw the Shockers improve from 9-19 (.321) his first year there to one of the nation's top mid-major teams in 2006 when Wichita State went 26-9 and advanced to the Sweet 16 of the NCAA Tournament. The Shockers eventually lost to Final Four Cinderella George Mason in the regional semifinals
- finished with a No. 21 final ranking.
 - 2005-06: 26-9 MVC champs, NCAA Sweet 16
 - 2004-05: 22-10 NIT third round
 - 2003-04: 21-11 NIT
 - 2002-03: 18-12 NIT
 - 2001-02: 15-15 9-9 in Missouri Valley Conf.
 - 2000-01: 9-19

JACKSONVILLE STATE (Ala.)

Assistant Coach..... 1998-2000

- Boyle reconnected with Mark Turgeon, this time as an assistant coach at Jacksonville State (Ala.), where they helped turn a team that was 8-18 into a 17-11 squad in just one season.
 - 1999-00: 17-11 (12-6 in TransAmerica Conference)
 - 1998-99: 8-18 -

TENNESSEE

Director Basketball Operations..... 1997-98

- followed Jerry Green to Tennessee, where he was director of basketball operations when the Vols won 20 games and advanced to the NCAA Tournament.

OREGON

Assistant Coach..... 1994-97

- first collegiate coaching job (1994) an assistant under Jerry Green. Mark Turgeon was also an assistant from 1993-97.
- spent three seasons and helped the Ducks to the 1995 NCAA Tournament and 1997 NIT.
 - 1996-97: 17-11 NIT
 - 1995-96: 16-13 -
 - 1994-95: 19-9 NCAA Tournament

BOYLE vs. THE NATION

Air Force.....	1-2
Alcorn State.....	1-0
Arizona State.....	0-1
Bakersfield, Cal State.....	1-0
Ball State.....	0-1
Baylor.....	0-0
Bowling Green.....	1-1
Citadel, The.....	1-0
Colorado.....	0-1
Colorado Christian.....	1-0
Colorado State.....	3-2
Colo.-Colorado Springs.....	0-1
Creighton.....	0-1
Denver.....	4-2
Eastern Michigan.....	0-1
Eastern Washington.....	4-4
Fresno State.....	0-1
Georgia.....	0-1
Gonzaga.....	0-1
Harvard.....	0-1
Hawai'i.....	1-0
Idaho State.....	5-5
Indiana.....	1-0
Iowa.....	0-1
Iowa State.....	0-0
Johnson & Wales.....	4-0
Kansas.....	0-0
Kansas State.....	1-0
Liberty.....	0-1
Longwood.....	1-0
Louisiana Monroe.....	1-0
Maryland Eastern Shore.....	1-0
McNeese State.....	1-0
Missouri.....	1-0
Montana.....	2-7
Montana State.....	4-4
Nebraska.....	0-1
New Mexico.....	0-1
North Dakota.....	2-0
Northern Arizona.....	5-3
Northern Iowa.....	0-0
Oklahoma.....	0-2
Oklahoma State.....	1-0
Oregon.....	0-1
Oregon State.....	1-2
Pacific.....	0-1
Portland.....	2-1
Portland State.....	1-7
Purdue.....	0-1
Sacramento State.....	6-2
San Diego State.....	1-1
San Francisco.....	0-1
San Jose State.....	1-1
Southern.....	1-0
Southern Utah.....	1-0
Texas.....	0-0
Texas A&M.....	0-0
Texas Christian.....	1-0
Texas-Pan American.....	1-0
Texas Southern.....	1-0
Texas State.....	1-1
Texas Tech.....	0-0
VMI.....	1-0
Weber State.....	2-6
Western New Mexico.....	1-0
Wyoming.....	0-1
TOTAL.....	70-72

WHAT WAS SAID

"This is it (my dream job), there's no doubt. I remember talking with Mark Turgeon once when he asked me where I wanted to be in 10 years, and I said the head coach at the University of Colorado. This is a destination job. I'm humbled and honored."

- *University of Colorado head coach Tad Boyle, the day he was hired as the new CU men's basketball coach*

"CU is getting a great person, a guy with great character and a value system, which is most important. He's a very well-rounded basketball coach and an excellent recruiter. He's a guy who will be very good with alumni and boosters. He's got great people skills and he develops relationships. Good coaches never stop trying to get better, and Tad does that. He was great as an assistant - extremely loyal, hard working and positive."

- *Mark Turgeon, Texas A&M Head Basketball Coach*

"This exciting process was all about both the young men we have currently and those in the future who will be joining our program, and is an investment in them and represents the competitive spirit, teamwork, passion and dedication they stand for. Tad Boyle represents everything that is right about college basketball. We look forward to his leadership, poise and competitive drive to unite all our collective Buff interests to support our team and this enterprise that has so much promise for the long term."

- *Mike Bohn, University of Colorado Athletics Director on what made Tad Boyle stand out above the other candidates*

"It's an incredible opportunity for him, but a phenomenal hire for Colorado. He's worked hard to get to this point; he's got an amazing background. I'm thrilled to death for him. I've been around some great basketball minds - Bill Self (Kansas), John Calipari (Kentucky), Alvin Gentry (Phoenix Suns), Greg Popovich (San Antonio Spurs), to name a few. A lot of quality guys have helped me coach. Tad has the same qualities those guys have. His kids play hard and unselfishly. They guard and play smart. He had those qualities as a player and he values them as a coach. He'll also make that program part of the whole community, and that's important at a school. The football coach, the women's coaches . . . they'll all love him. I love college athletics; it's more of a we thing than (in the NBA). You support everything. Tad will do that. This is an incredible opportunity for him and just as an incredible opportunity for Colorado."


- *Larry Brown, Charlotte Bobcats Head Coach and former University of Kansas head coach (1983-1988)*

"Tad's a heckuva coach and a lot better guy. I know that for a fact. I know you have to win at that level, and he'll win the right way. (The hiring of Boyle) "A very wise move on Colorado's part; the test of time will show that. I'm not saying that to kiss anybody's butt; I believe it."

- *Don Meyer, former legendary coach, Northern State University, winner of 923 games*

"I am happy for Tad and his family. Colorado made a great hire. Last year, he had a great season at Northern Colorado and he had that program moving in a positive direction. I believe he will have the same impact at CU."

- *Former teammate and current Kansas assistant coach Danny Manning*



NATE TOMLINSON #1

Junior • Guard • 6-3 • 190 • Sydney, Australia

PTS	REB	AST	ST	MIN	FG%	FT%	3-PT%
2.7	1.9	2.4	0.9	21.0	.436	.545	.387

• Missed first game of season vs. Western New Mexico (hip) only his fourth missed game in three years.

• Tied career-high with eight assists against The Citadel (one turnover in 19 minutes); also added another six assists vs. UMES

• Four games with four or more assists

• Three steals in each of the Harvard, Alcorn State games
 • Season-best four rebounds vs. Indiana, and at Harvard

• Made key three-pointer at the end of the first half against Colorado State at the buzzer cutting CU deficit from six to three points.

- three-of-five from field (8 pts.), three boards, three assists vs. Rams.
- 67 starts at the point guard (79 career games)

2009-10 (Sophomore Year)

PTS	REB	AST	ST	MIN	FG%	FT%	3-PT%
5.3	2.5	4.2	1.1	27.3	.462	.822	.433

- Ran the point: More assists than turnovers: 23 of 32 games
- led in assists 15 of his last 18 games (22 times, 4 shared)
- surpassed his assist total from a year ago, 130 in 2009-10
- 2.03 Assist-Turnover Ratio
- Big 12-only stats: third in turnover-assist ratio (2.2) and fifth in assists (4.4).

2008-09 (Freshman Year)

PTS	REB	AST	ST	MIN	FG%	FT%	3-PT%
7.4	2.6	3.0	0.6	33.6	.461	.725	.427

- started all 28 games he played in
- led team in assists; 1.10 Assist-Turnover Ratio

Personal Bests

Points

Season	8	twice
Big 12	13	Oklahoma (Feb. 17, 2010)
Career	20	Arizona (Nov. 24, 2009)

Field Goals

Season	3	twice
Big 12	4	twice
Career	8	at Stanford (Nov. 29, 2008)

Field Goals Attempts

Season	5	Colorado State (Dec. 8, 2010)
Big 12	8	at Texas Tech (Jan. 20, 2009)
Career	12	twice

3-Pointers Made

Season	2	three times
Big 12	3	three times
Career	4	twice

3-Point Attempts

Season	4	Idaho State (Nov. 12, 2010)
Big 12	5	three times
Career	7	at SMU (Jan. 5, 2009)

Free Throws

Season	2	twice
Big 12	4	Nebraska (Jan. 27, 2010)
Career	6	Gonzaga (Nov. 23, 2009)

Free Throw Attempts

Season	4	Indiana (Dec. 23, 2010)
Big 12	4	twice
Career	7	Gonzaga (Nov. 23, 2009)

Rebounds

Season	4	twice
Big 12	8	Oklahoma (Feb. 17, 2010)
Career	8	Oklahoma (Feb. 17, 2010)

Offensive Rebounds

Season	1	Colorado State (Dec. 8, 2010)
Big 12	3	Iowa State (Jan. 27, 2009)
Career	3	Iowa State (Jan. 27, 2009)

Defensive Rebounds

Season	4	twice
Big 12	8	Oklahoma (Feb. 17, 2010)
Career	8	Oklahoma (Feb. 17, 2010)

Assists

Season	8	The Citadel (Dec. 17, 2010)
Big 12	7	Texas A&M (Mar. 4, 2009)
Career	8	three times

Steals

Season	3	three times
Big 12	4	twice
Career	5	Chaminade (Nov. 25, 2009)

Blocks

Season	1	MD Eastern Shore (Dec. 29, 2010)
Big 12	-	
Career	1	MD Eastern Shore (Dec. 29, 2010)

Minutes

Season	36	Colorado State (Dec. 8, 2010)
Big 12	44	Texas (Feb. 14, 2009)
Career	44	Texas (Feb. 14, 2009)

2010-11 Game-by-Game (junior)

Game	GS	Min	FGs	3FGs	FTs	O-D-R	Pf	A	To	BL	ST	Pts
IDAHO STATE	*	29	2-4	2-4	0-0	0-2-2	3	3	2	0	0	6
at Georgia	*	33	1-1	1-1	2-2	0-0-0	4	1	2	0	1	5
at San Francisco	-	23	2-2	1-1	0-0	0-3-3	3	1	1	0	2	5
ALCORN STATE	*	27	3-4	2-3	0-0	0-1-1	2	2	0	0	3	8
at Harvard	*	31	0-1	0-0	0-0	0-4-4	2	2	0	0	3	0
TX-PAN AMERICAN	*	1	0-0	0-0	0-0	0-0-0	0	0	1	0	0	0
OREGON STATE	-	16	0-2	0-2	0-0	0-1-1	2	2	2	0	0	0
COLORADO STATE	*	36	3-5	1-3	1-2	1-2-3	3	3	1	0	1	8
THE CITADEL	*	19	1-2	1-2	0-0	0-2-2	4	8	1	0	1	3
LONGWOOD	*	17	0-1	0-1	0-0	0-2-2	3	3	1	0	0	0
vs. New Mexico	*	15	1-4	0-3	0-0	0-2-2	5	3	1	0	0	2
vs. Indiana	*	34	1-3	1-3	2-4	0-4-4	3	5	5	0	0	5
MD EASTERN SHORE	*	19	1-1	1-1	0-0	0-3-3	2	6	2	1	0	3
at Cal St. Bakersfield	*	19	2-3	2-3	0-0	0-2-2	3	0	1	0	3	6
WESTERN N.MEXICO												
did not play (injured)												
MISSOURI	*	17	0-2	0-1	0-1	0-3-3	3	0	1	1	0	0
at Kansas State	*	14	0-1	0-1	0-0	0-2-2	2	1	4	0	0	0
OKLAHOMA STATE	*	19	0-1	0-1	1-2	0-1-1	1	1	0	0	0	1
at Nebraska	*	14	0-2	0-1	0-0	0-0-0	1	3	0	0	1	0
at Oklahoma	*	15	0-0	0-0	0-0	1-1-2	3	0	0	0	0	0

2009-10 Game-by-Game (sophomore)

Game	GS	Min	FGs	3FGs	FTs	O-D-R	Pf	A	To	BL	ST	Pts
ARK.-PINE BLUFF	-	32	2-5	1-2	2-2	0-6-6	3	7	1	0	0	7
COPPIN STATE	-	15	0-3	0-3	0-0	0-7-7	3	3	1	0	0	0
TEXAS SOUTHERN	-	24	3-3	2-2	0-0	0-1-1	1	2	2	0	2	8
vs. Gonzaga	-	33	1-5	0-1	6-7	0-1-1	2	8	2	0	0	8
vs. Arizona	-	33	7-9	3-3	3-3	1-2-3	3	4	2	0	0	20
at Chaminade	-	28	2-3	1-1	0-0	0-4-4	2	8	3	0	5	5
SAN FRANCISCO	-	26	2-2	2-2	0-0	0-3-3	1	6	1	0	2	6
at Oregon State	-	26	1-5	0-3	0-3	0-3-3	3	3	2	0	0	2
COLO. CHRISTIAN	*	28	1-2	0-1	4-4	0-3-3	2	3	2	0	3	6
at Colorado State	-	19	1-2	1-2	0-0	1-1-2	1	0	3	0	1	3
CSU NORTHBRIDGE	*	30	3-3	2-2	0-0	0-1-1	1	4	2	0	2	8
YALE	*	30	1-3	0-1	2-3	0-4-4	1	2	3	0	3	4
at Tulsa	*	26	3-6	1-4	0-0	1-2-3	3	4	1	0	0	7
MIAMI (OH)	*	32	1-1	1-1	2-2	1-2-3	2	2	2	0	0	5
at Texas	*	23	2-4	1-3	2-3	0-1-1	3	6	2	0	0	7
BAYLOR	*	31	3-6	2-4	3-4	0-1-1	3	4	0	0	2	11
KANSAS STATE	*	26	0-1	0-0	0-0	0-1-1	4	6	2	0	2	0
at Oklahoma State	*	16	0-2	0-1	0-0	0-1-1	0	3	4	0	0	0
at Texas A&M	*	23	0-3	0-3	0-0	0-0-0	2	6	3	0	0	0
NEBRASKA	*	34	2-5	2-5	4-4	2-4-6	1	5	3	0	2	10
at Iowa State	*	24	1-5	1-3	0-0	0-1-1	5	4	1	0	4	3
KANSAS	*	38	2-4	1-3	0-0	0-1-1	4	5	3	0	0	5
MISSOURI	*	36	2-5	2-4	2-2	0-2-2	2	2	3	0	0	8
at Kansas State	*	31	0-0	0-0	0-0	0-0-0	2	3	4	0	0	0
OKLAHOMA	*	28	4-6	2-4	3-4	0-8-8	4	3	2	0	1	13
at Kansas	*	24	0-0	0-0	0-1-1	5	4	1	0	1	0	0
at Missouri	*	17	0-1	0-1	0-0	0-0-0	2	3	2	0	1	0
IOWA STATE	*	32	1-4	0-2	0-0	0-3-3	3	5	1	0	0	2
at Nebraska	*	31	2-4	2-3	0-0	0-2-2	2	6	1	0	1	6
TEXAS TECH	-	19	0-0	0-0	4-4	0-0-0	4	6	1	0	1	4
vs. Texas Tech	*	30	2-4	2-3	0-0	1-3-4	3	3	4	0	0	6

2008-09 Game-by-Game (freshman)

Game	GS	Min	FGs	3FGs	FTs	O-D-R	Pf	A	To	BL	ST	Pts
ARK.-PINE BLUFF	*	33	4-5	4-5	0-0	0-4-4	1	3	0	0	0	12
MONTANA STATE	*	38	2-8	0-2	0-2	2-3-5	4	4	3	0	0	4
HARVARD	*	34	1-2	0-1	2-2	0-1-1	3	5	4	0	0	4
LAFAYETTE	*	36	2-5	1-2	5-6	0-4-4	2	3	3	0	2	10
at Stanford	*	35	8-12	1-4	1-2	0-3-3	0	3	3	0	0	18
TCU												
did not play												
COLORADO STATE	*	36	5-6	1-2	0-1	0-4-4	1	3	2	0	1	11
PRAIRIE VIEW A&M	*	28	2-5	1-2	0-0	0-1-1	0	4	3	0	1	5
La.-MONROE	*	20	1-4	1-3	2-2	1-2-3	4	4	0	0	0	5
vs. Coppin State	*	35	3-4	3-4	0-0	0-3-3	0	6	6	0	1	9
vs. Buffalo	*	38	5-12	0-4	3-3	1-0-1	2	3	2	0	1	13
vs. Vermont	*	34	3-8	1-4	4-4	1-1-2	1	1	1	0	0	11
at SMU	*	34	4-11	2-7	0-1	0-2-2	1	5	3	0	1	10
WESTERN STATE	*	35	3-8	1-3	2-4	1-1-2	4	3	0	0	0	9
at Missouri	*	29	0-1	0-1	2-2	1-1-2	3	3	4	0	0	2
KANSAS	*	33	0-2	0-1	0-0	0-2-2	3	1	7	0	1	0
at Texas Tech	*	37	3-8	3-5	0-0	1-3-4	1	1	2	0	4	9
KANSAS STATE	*	23	2-4	1-2	1-2	0-0-0	5	1	4	0	1	6
IOWA STATE	*	33	3-6	2-4	1-2	3-3-6	1	1	0	0	0	9
at Kansas	*	32	3-4	1-2	0-0	0-0-0	1	2	0	0	0	7
NEBRASKA	*	38	1-3	1-2	2-2	0-1-1	3	1	3	0	0	5
at Oklahoma	*	38	4-6	3-3	0-0	0-4-4	5	4	4	0	0	11
at Iowa State	*	31	1-3	1-2	0-0	0-4-4	0	1	2	0	1	3
TEXAS	*	44	1-5	1-4	2-3	0-1-1	3	5	1	0	0	5
at Nebraska	*	34	2-7	2-5	0-0	1-2-3	3	0	6	0	0	6
MISSOURI	*	23	1-2	1-1	0-0	0-2-2	2	3	4	0	0	3
OKLAHOMA STATE												
did not play												
at Baylor												
did not play												
TEXAS A&M	*	34	2-2	0-0	0-0	0-2-2	2	7	1	0	0	4
at Kansas State	*	37	3-6	2-3	2-2	2-3-5	4	4	6	0	2	10
vs. Texas	*	39	2-5	1-4	0-0	0-2-2	2	3	0	1	5	5



Shannon Sharpe

#2

6-1, 200, Fr-RS, PG
Corona, Calif. (Centennial)

PTS	REB	AST	ST	MIN	FG%	FT%	3-PT%
2.2	1.4	1.6	0.4	15.9	.400	.636	.091

2010-11

- Came off the bench scoring nine points with three assists, one block, one steal against Maryland Eastern Shore
- Made first career three-pointer vs. New Mexico with seven points
- Played 19 minutes in college debut with an assist, block, steal and a point
- Season-best 23 minutes against Longwood (Dec. 19) with two blocks and five assists

- Season-best six assists vs. Texas-Pan American (Nov. 30)
- First collegiate start at San Francisco (21 mins.); also started vs. Alcorn State & Western New Mexico
- Also started against Alcorn State with three assists

2009-10 (freshman): Missed the entire 2009-10 season after suffering a left knee injury during pre-season workouts in October • Successful micro-fracture surgery in November • Returns 100 percent in 2010-11 with four more years playing the point-guard position • One of four freshmen entering the 2009-10 season.

CORONA CENTENNIAL HS: As a senior in 2007-08, averaged 17.9 ppg., 7.9 rpg., 7.7 apg., 3.2 spg. • Helped the Huskies to a 27-5 record during his senior season • Tallied four top-five Mountain View League finishes in points (2nd), assists (1st), steals (1st), rebounds (4th) • Recorded five triple-doubles during his senior season • Mountain View League and Triple Crown Tournament most valuable player • Also named to the Inland Empire and Corona all-tournament team • Division 2 All-California Interscholastic Federation (CIF) and All-Riverside County first-team his senior year • Member of 2007 All-California Interscholastic Federation (CIF) championship team • Helped Corona to the 2007 and 2008 Mountain View League Championship • In 2008, AAU team was ranked No. 3 nationally.

ACADEMICS: Open Option major in Colorado's College of Arts and Sciences.

PERSONAL: Born April 8, 1990 in Riverside, Calif. • Son of the late Jude and Monique Sharpe • Has a younger sister, Shari • Nickname is "duece" • Spent 2008-09 at Laurinburg (N.C.) Institute, but did not play basketball • Lists graduating from high school as his biggest moment of prep career.

2010-11 Game-by-Game (freshman)

Game	GS	Min	FGs	3FGs	FTs	O-D-R	Pf	A	To	BL	ST	Pts
IDAHO STATE	-	19	0-0	0-0	1-2	0-0-0	3	1	2	1	1	1
at Georgia	-	12	2-2	0-0	0-1	1-1-2	3	0	2	0	0	4
at San Francisco	*	21	0-0	0-0	0-2	1-0-1	2	1	0	2	0	0
ALCORN STATE	*	17	1-1	0-0	2-2	0-2-2	2	3	0	0	0	4
at Harvard	-	14	1-3	0-0	0-0	2-0-2	1	0	2	0	0	2
TX PAN AMERICAN	-	28	0-3	0-1	0-2	2-2-4	2	6	2	1	2	0
OREGON STATE	-	15	0-1	0-1	0-2	0-1-1	0	1	1	0	1	0
COLORADO STATE	-	11	0-0	0-0	0-0	0-1-1	1	1	0	0	0	0
THE CITADEL	-	14	1-3	0-1	2-2	0-0-0	2	2	0	0	0	4
LONGWOOD	-	23	1-4	0-1	0-0	2-1-3	2	5	0	2	0	3
vs. New Mexico	-	11	3-3	1-1	0-0	0-0-0	0	2	0	0	0	7
vs. Indiana	-	9	0-1	0-1	0-0	0-0-0	0	0	1	0	0	0
MD EASTERN SHORE	-	21	3-4	0-1	3-3	0-2-2	1	3	2	1	1	9
at Cal St. Bakersfield	-	18	0-1	0-0	4-4	0-1-1	0	0	3	0	1	4
WESTERN N. MEXICO	*	27	1-4	0-1	0-0	1-0-1	0	1	2	0	1	2
MISSOURI	-	11	0-0	0-0	0-0	1-0-1	0	1	1	1	0	0
at Kansas State	-	15	1-2	0-1	2-2	0-3-3	2	2	0	0	0	4
OKLAHOMA STATE	-	12	0-0	0-0	0-0	0-1-1	0	1	0	0	0	0
at Nebraska	-	10	0-1	0-1	0-0	0-1-1	0	1	0	0	1	0
at Oklahoma	-	9	0-2	0-1	0-0	0-1-1	1	0	0	0	0	0

Personal Bests

Points

Season	9	MD Eastern Shore (Dec. 29, 2010)
Big 12	4	at Kansas State (Jan. 12, 2011)
Career	9	MD Eastern Shore (Dec. 29, 2010)

Field Goals

Season	3	twice
Big 12	1	at Kansas State (Jan. 12, 2011)
Career	3	twice

Field Goals Attempts

Season	4	three times
Big 12	2	at Kansas State (Jan. 12, 2011)
Career	4	three times

3-Pointers Made

Season	1	New Mexico (Dec. 22, 2010)
Big 12	-	
Career	1	New Mexico (Dec. 22, 2010)

3-Point Attempts

Season	1	eight times
Big 12	1	at Kansas State (Jan. 12, 2011)
Career	1	eight times

Free Throws

Season	4	CSU-Bakersfield (Jan. 2, 2011)
Big 12	2	at Kansas State (Jan. 12, 2011)
Career	4	CSU-Bakersfield (Jan. 2, 2011)

Free Throw Attempts

Season	3	MD Eastern Shore (Dec. 29, 2010)
Big 12	2	at Kansas State (Jan. 12, 2011)
Career	3	MD Eastern Shore (Dec. 29, 2010)

Rebounds

Season	4	TX-Pan American (Nov. 30, 2010)
Big 12	3	at Kansas State (Jan. 12, 2011)
Career	4	TX-Pan American (Nov. 23, 2010)

Offensive Rebounds

Season	2	three times
Big 12	1	Missouri (Jan. 8, 2011)
Career	2	three times

Defensive Rebounds

Season	3	at Kansas State (Jan. 12, 2011)
Big 12	3	at Kansas State (Jan. 12, 2011)
Career	3	at Kansas State (Jan. 12, 2011)

Assists

Season	6	Texas-Pan American (Nov. 30, 2010)
Big 12	2	at Kansas State (Jan. 12, 2011)
Career	6	Texas-Pan American (Nov. 30, 2010)

Steals

Season	2	Texas-Pan American (Nov. 30, 2010)
Big 12	1	at Nebraska (Jan. 18, 2011)
Career	2	Texas-Pan American (Nov. 30, 2010)

Blocks

Season	2	twice
Big 12	1	Missouri (Jan. 8, 2011)
Career	2	twice

Minutes

Season	28	Texas-Pan American (Nov. 30, 2010)
Big 12	15	at Kansas State (Jan. 12, 2011)
Career	28	Texas-Pan American (Nov. 30, 2010)



MARCUS RELPHORDE #5

Senior • Guard • 6-7 • 220 • Chicago, Ill.

PTS REB AST ST MIN FG% FT% 3-PT%
11.8 4.2 2.4 1.2 28.7 .447 .753 .372

- 14 games over 10 points, including last 13 of 16 games
- 9.8 ppg. in his last five games; first in steals (11), tied for second with 11 assists
- career-best four steals at Kansas State • Has started all 19 games
- Led CU in assists five times (three shared); rebounding (twice shared), steals five times (one shared), once in blocks
- Career-best eight assists in home win over Oregon State
- Career-best four treys against TX-Pan American
- Season-best 18 points in home vs. Colorado State
- 35 career double-digit scoring games (14 this year)
- 50 consecutive game starts (missed one game due to injury)

Personal Bests Points

Season	18	Colorado State (Dec. 8, 2010)
Big 12	24	at Texas (Jan. 9, 2010)
Career	24	at Texas (Jan. 9, 2010)

Field Goals

Season	7	MD Eastern Shore (Dec. 29, 2010)
Big 12	8	at Texas (Jan. 9, 2010)
Career	8	at Texas (Jan. 9, 2010)

Field Goals Attempts

Season	14	Missouri (Jan. 8, 2011)
Big 12	15	Kansas (Feb. 3, 2010)
Career	16	Chaminade (Nov. 25, 2009)

3-Pointers Made

Season	4	Texas-Pan American (Nov. 30, 2010)
Big 12	3	three times
Career	4	Texas-Pan American (Nov. 30, 2010)

3-Point Attempts

Season	5	twice
Big 12	6	at Texas (Jan. 9, 2010)
Career	8	Chaminade (Nov. 25, 2009)

Free Throws

Season	7	Colorado State (Dec. 8, 2010)
Big 12	6	Kansas State (Jan. 16, 2010)
Career	7	Colorado State (Dec. 8, 2010)

Free Throw Attempts

Season	8	Colorado State (Dec. 8, 2010)
Big 12	9	Kansas State (Jan. 16, 2010)
Career	9	Kansas State (Jan. 16, 2010)

Rebounds

Season	7	twice
Big 12	11	Kansas (Feb. 3, 2010)
Career	11	Kansas (Feb. 3, 2010)

Offensive Rebounds

Season	5	Western New Mexico (Jan. 5, 2011)
Big 12	4	Kansas (Feb. 3, 2010)
Career	5	Western New Mexico (Jan. 5, 2011)

Defensive Rebounds

Season	5	five times
Big 12	10	Oklahoma (Feb. 17, 2010)
Career	10	Oklahoma (Feb. 17, 2010)

Assists

Season	8	Oregon State (Dec. 4, 2010)
Big 12	6	Oklahoma (Feb. 17, 2010)
Career	8	Oregon State (Dec. 4, 2010)

Steals

Season	4	at Kansas State (Jan. 12, 2011)
Big 12	4	at Kansas State (Jan. 12, 2011)
Career	4	at Kansas State (Jan. 12, 2011)

Blocks

Season	3	Western New Mexico (Jan. 5, 2011)
Big 12	1	twice
Career	3	Western New Mexico (Jan. 5, 2011)

Minutes

Season	37	Missouri (Jan. 8, 2011)
Big 12	39	Kansas (Feb. 3, 2010)
Career	39	Kansas (Feb. 3, 2010)

2009-10 (Junior Year)

PTS REB AST ST MIN FG% FT% 3-PT%
11.0 4.1 2.0 1.2 27.0 .411 .684 .343

- pair of double-doubles (Kansas, Oklahoma)
- started 30 games played in, missed one game (at Kansas State tendinitis left knee)
- third in scoring and tied for second with 35 steals • 21 games 10+ points
- led team in scoring three times (1 shared); rebounding seven times (1 shared) ; assists six times (3 shared); team leader in 3-pointers (34) • one 20-point effort (at Texas)
- Co-Big 12 Rookie of the Week (Jan. 11-17): 17.5 ppg, 5.0 rpg., 57.9% (11-of-19, 4-of-7 3pters.)
- Big 12 Commissioners Honor Roll (Fall 2009)

2010-11 Game-by-Game (senior)

Game	GS	Min	FGs	3FGs	FTs	O-D-R	Pf	A	To	BL	ST	Pts
IDAHO STATE	* 26	4-8	1-2	3-4	0-1-1	1	3	0	0	2	12	
at Georgia	* 30	2-10	1-5	3-4	2-5-7	1	1	1	0	0	8	
at San Francisco	* 33	1-6	0-1	0-0	0-3-3	3	3	0	0	0	2	
ALCORN STATE	* 23	4-7	2-3	5-5	1-5-6	0	1	3	0	2	15	
at Harvard	* 25	4-9	1-2	3-6	2-2-4	3	0	2	0	0	12	
TX-PAN AMERICAN	* 28	5-8	4-4	2-2	1-4-5	2	2	2	0	2	16	
OREGON STATE	* 31	6-12	0-2	0-0	1-5-6	1	8	4	0	1	12	
COLORADO STATE	* 33	5-9	1-1	7-8	1-3-4	4	3	1	0	0	18	
THE CITADEL	* 23	3-9	1-3	0-0	0-5-5	2	4	2	0	3	7	
LONGWOOD	* 25	5-6	1-1	3-5	2-1-3	1	1	2	0	0	14	
vs. New Mexico	* 28	4-10	1-5	4-7	1-1-2	4	3	3	0	0	13	
vs. Indiana	* 26	6-8	0-0	2-2	2-1-3	4	1	3	0	0	14	
MD EAST. SHORE	* 23	7-9	0-0	1-4	0-3-3	1	3	2	0	0	15	
at Cal St. Bakersfield	* 25	3-7	0-1	5-5	1-3-4	2	2	1	0	0	11	
WESTERN N.MEXICO	* 28	4-12	0-3	5-6	5-2-7	2	1	1	3	2	13	
MISSOURI	* 37	3-14	0-3	2-3	1-4-5	2	4	3	0	2	8	
at Kansas State	* 34	4-11	1-1	3-4	2-3-5	3	1	4	0	4	12	
OKLAHOMA STATE	* 29	4-10	0-2	6-6	3-2-5	3	1	1	0	1	14	
at Nebraska	* 33	3-6	2-4	1-2	0-2-2	2	2	3	0	1	9	
at Oklahoma	* 33	3-8	0-0	0-0	1-3-4	4	3	4	0	3	6	

2009-10 Game-by-Game (junior)

Game	GS	Min	FGs	3FGs	FTs	O-D-R	Pf	A	To	BL	ST	Pts	
ARK.-PINE BLUFF	* 18	3-8	0-3	0-0	0-4-4	4	1	3	0	2	6		
COPPIN STATE	* 28	4-10	2-4	4-4	2-4-6	2	4	2	0	1	14		
TEXAS SOUTHERN	* 30	4-9	0-1	3-4	0-2-2	2	4	3	0	2	11		
vs. Gonzaga	* 24	4-7	1-2	1-2	1-1-2	4	2	1	0	1	10		
vs. Arizona	* 17	0-7	0-2	1-2	1-0-1	1	0	0	0	0	1		
at Chaminade	* 28	4-16	2-8	3-4	1-4-5	3	1	2	0	0	13		
SAN FRANCISCO	* 28	4-10	1-3	1-2	0-2-2	2	6	1	2	1	10		
at Oregon State	* 29	3-9	2-4	5-6	1-0-1	2	0	0	0	1	13		
COLO. CHRISTIAN	* 22	3-6	0-1	2-2	0-2-2	3	1	3	0	1	8		
at Colorado State	* 25	2-9	0-5	4-5	0-5-5	5	1	2	0	0	8		
CSU NORTHRIDGE	* 27	4-6	3-3	2-2	1-3-4	4	4	3	1	3	13		
YALE	* 29	6-11	1-2	2-3	2-4-6	5	1	1	0	3	15		
at Tulsa	* 20	0-5	0-1	0-0	0-1-1	5	1	2	0	0	0		
MIAMI (OH)	* 31	5-7	1-1	3-5	0-3-3	3	1	2	0	2	14		
at Texas	* 27	8-13	3-6	5-5	2-3-5	5	0	4	0	1	24		
BAYLOR	* 34	6-12	2-4	3-6	3-4-7	2	2	0	0	1	17		
KANSAS STATE	* 19	5-7	2-3	6-9	1-2-3	4	2	4	0	1	18		
at Oklahoma State	* 27	2-9	0-4	0-0	0-3-3	1	2	3	0	0	4		
at Texas A&M	* 20	0-6	0-2	0-0	2-3-5	2	1	3	0	2	0		
NEBRASKA	* 29	3-5	1-2	2-3	1-3-4	1	0	2	0	2	9		
at Iowa State	* 30	4-12	1-5	2-4	0-4-4	3	2	1	0	1	11		
KANSAS	* 39	7-15	1-4	3-5	4-7-11	4	1	1	1	0	18		
MISSOURI	* 17	0-5	0-2	2-4	3-2-5	3	3	1	1	1	2		
at Kansas State	did not play (tendinitis left knee)												
OKLAHOMA	* 36	6-13	1-3	0-1	0-10-10	1	6	2	0	2	13		
at Kansas	* 33	7-14	2-4	0-0	1-3-4	1	3	4	0	2	16		
at Missouri	* 24	3-10	1-4	4-4	1-4-5	2	1	3	0	0	11		
IOWA STATE	* 35	4-10	2-4	2-2	1-0-1	4	2	4	0	2	12		
at Nebraska	* 24	3-6	2-3	4-6	0-3-3	4	3	2	1	0	12		
TEXAS TECH	* 32	7-13	3-6	1-5	0-4-4	3	3	2	0	0	18		
vs. Texas Tech	* 29	4-10	0-3	2-3	0-4-4	3	3	4	0	3	10		



ALEC BURKS **#10**
Sophomore • Guard • 6-6 • 195 • Grandview, Mo.

PTS	REB	AST	ST	MIN	FG%	FT%	3-PT%
19.6	5.7	2.3	0.8	29.8	.474	.829	.372

- first career 30-point effort (36 vs. Mizzou); career best in FGs and three-pointers
- 19 career 20+ point scoring games (11 of 20 games this season)
- Led team in scoring 24 times (12 times this year)
- 48 career double-digit scoring games (19 this season)
- Burks is 33th on the school's all-time scoring list (903 pts.)
- 2011 Wooden Award Preseason Top 50 Watch list & Top 30 Wooden List announced Jan. 6

- 2011 Naismith Trophy Preseason Top 50 Watch List
- 2011 Bob Cousy Award Watch List
- Preseason Playboy magazine All-America First Team

- Did not start against Alcorn State, still recorded his fourth consecutive 20-point effort with 22 points, six rebounds, and 8-of-13 from the field
- 40 career games with at least five or more field goals in a game
- Scored a then career-high 29 points (11 made FGs, a career-high) at San Francisco

2009-10 (Freshman Year)

PTS	REB	AST	ST	MIN	FG%	FT%	3-PT%
17.1	5.0	1.8	1.2	30.2	.538	.772	.352

- CU's first-ever Big 12 Conference Freshman of the Year
- Set CU freshman record points scored (512); first in Big 12 freshman scoring; 2nd in rebounding (5.0); 2nd in FG% (.538)
- Scored a school freshman record 512 points and became first CU freshman to surpass 500 points.
- Big 12 Conference Freshman of the Year, Big 12 All-Rookie Team, All-Big 12 Honorable Mention, 2009-10 CollegeInsider.com All-America Freshman Team, 2009-10 Basketball Times' All-Freshman first team, CU Sports Performers of the Year: Male Freshman of the Year, Sporting News Magazine All-Freshman second team, 2009-2010 Big 12 specialty teams (Kansas City Star) All-Freshman team.
- led all Big 12 freshmen in scoring, was second in rebounding, and fourth in steals. Burks shot a team-high 52.4 FG percentage against Big 12 opponents and netted eight, 20-plus scoring games.
- Fourth nationally of all freshmen in points per game (17.1) and field goal percentage (53.8).
- Only the second CU freshman to lead team in rebounding (5.0 rpg.) since Matt Bullard (6.4, 1985-86)
- 2nd on the team in scoring with 512 points; 150 boards is sixth highest total by a CU freshman;
- tied for 2nd on the team (with Relphorde) w/ 35 steals
- second in Big 12-only FG% (.524)
- Led all Big 12 freshmen in scoring; second in rebounding; fourth in steals
- double-figures in 29 games (missed KU game, Feb. 3)
- seventh in conference scoring (17.1); eight in Big 12-only games (17.3 ppg.)
- led Big 12 (all games) in FG% with a .538; second in Big 12-only (.524)
- Season-high 27 points against Missouri (Feb. 6), season-high 10 rebounds twice: against Miami (OH) (Jan. 5), against Texas Tech (Mar. 10)
- two double-doubles; 30 starts; 10 or more points in 29 games
- first in FG% (.538); fourth in assists (53); tied for second with 35 steals.
- Scored 20+ points eight times (CU's record in those games was 3-5)
- Against Big 12 opponents, Burks shot a team-high .524 FG percentage
- Led the team in scoring in 12 games
- Led the team in rebounds in 14 games

- 14 games 18+ points, including eight 20+ point efforts
- 23 games with at least five or more FGs
- led in scoring 12 times (three shared); rebounding 14 times (4 shared)
- 20 games this season shooting over 50 percent from the field
- 10 games over 60+ percent

Personal Bests
Points

Season	36	Missouri (Jan. 8, 2011)
Big 12	36	Missouri (Jan. 8, 2011)
Career	36	Missouri (Jan. 8, 2011)

Field Goals

Season	12	Missouri (Jan. 8, 2011)
Big 12	12	Missouri (Jan. 8, 2011)
Career	12	Missouri (Jan. 8, 2011)

Field Goals Attempts

Season	20	at San Francisco (Nov. 20, 2010)
Big 12	19	twice
Career	20	at San Francisco (Nov. 20, 2010)

3-Pointers Made

Season	3	Missouri (Jan. 8, 2011)
Big 12	3	Missouri (Jan. 8, 2011)
Career	3	Missouri (Jan. 8, 2011)

3-Point Attempts

Season	6	twice
Big 12	6	twice
Career	6	three times

Free Throws

Season	11	twice
Big 12	11	Oklahoma State (Jan. 15, 2011)
Career	11	three times

Free Throw Attempts

Season	15	at Georgia (Nov. 16, 2010)
Big 12	13	Nebraska (Jan. 27, 2010)
Career	15	at Georgia (Nov. 16, 2010)

Rebounds

Season	11	Oklahoma State (Jan. 15, 2011)
Big 12	11	Oklahoma State (Jan. 15, 2011)
Career	11	Oklahoma State (Jan. 15, 2011)

Offensive Rebounds

Season	6	Missouri (Jan. 8, 2011)
Big 12	6	Missouri (Jan. 8, 2011)
Career	6	at Oregon State (Dec. 4, 2009)

Defensive Rebounds

Season	7	Oklahoma State (Jan. 15, 2011)
Big 12	7	Oklahoma State (Jan. 15, 2011)
Career	8	Miami (Ohio) (Jan. 5, 2010)

Assists

Season	5	twice
Big 12	4	three times
Career	5	TX Pan American (Nov. 30, 2010)

Steals

Season	2	three times
Big 12	3	at Oklahoma St (Jan. 10, 2010)
Career	6	Yale (Dec. 29, 2009)

Blocks

Season	1	three times
Big 12	1	seven times
Career	3	at Tulsa (Jan. 2, 2010)

Minutes

Season	36	twice
Big 12	39	at Nebraska (Mar. 2, 2010)
Career	39	at Nebraska (Mar. 2, 2010)

2010-11 Game-by-Game (sophomore)


Game	GS	Min	FGs	3FGs	FTs	O-D-R	Pf	A	To	BL	ST	Pts
IDAHO STATE	*	31	5-13	0-1	10-10	0-0-0	3	2	2	0	0	20
at Georgia	*	35	5-14	0-2	11-15	1-4-5	4	3	3	0	1	21
at San Francisco	*	36	11-20	2-6	5-10	2-3-5	1	2	1	0	2	29
ALCORN STATE	-	19	8-13	2-3	4-5	2-4-6	0	2	0	1	1	22
Harvard	*	30	5-12	0-1	10-10	1-4-5	4	1	3	0	0	20
TX-PAN AMERICAN	*	28	4-10	0-1	4-5	3-4-7	2	5	3	0	1	12
OREGON STATE	*	27	7-12	1-4	0-0	0-2-2	3	2	3	0	2	15
COLORADO STATE	*	36	8-16	0-0	9-10	2-3-5	4	1	2	0	2	25
THE CITADEL	*	28	7-8	2-3	3-4	0-3-3	1	1	2	0	1	19
LONGWOOD	*	27	6-13	1-2	2-2	3-4-7	2	5	1	1	1	15
vs. New Mexico	*	35	7-14	0-2	11-13	0-1-1	1	1	2	0	1	25
vs. Indiana	*	18	2-3	0-0	5-7	1-2-3	5	2	3	0	0	9
MD EAST. SHORE	*	27	5-10	0-0	5-5	2-3-5	1	2	1	0	0	15
at Cal St. Bakersfield	*	30	7-14	0-2	5-6	4-4-8	4	4	2	0	1	19
WEST. N. MEXICO	*	24	8-19	0-1	4-4	4-4-8	1	2	2	1	1	20
MISSOURI	*	29	6-10	0-1	0-0	6-2-8	2	2	2	0	1	36
at Kansas State	*	31	4-15	0-0	4-7	1-6-7	4	2	6	0	0	12
OKLAHOMA STATE	*	35	4-13	1-2	11-12	4-7-11	3	2	3	1	0	20
at Nebraska	*	32	7-17	2-6	6-6	4-4-8	3	4	7	0	0	22
at Oklahoma	*	33	6-15	0-4	3-4	3-6-9	3	1	5	0	1	15

2009-10 Game-by-Game (freshman)

Game	GS	Min	FGs	3FGs	FTs	O-D-R	Pf	A	To	BL	ST	Pts	
ARK.-PINE BLUFF	*	29	2-5	0-2	9-13	0-2-2	1	3	0	0	1	13	
COPPIN STATE	*	26	6-9	1-2	5-5	0-2-2	3	3	1	2	0	18	
TEXAS SOUTHERN	*	31	6-9	1-2	10-13	2-2-4	2	2	0	0	0	23	
vs. Gonzaga	*	23	5-6	1-1	0-0	1-5-6	3	0	5	0	0	11	
vs. Arizona	*	38	5-12	0-4	9-10	2-2-4	4	1	3	0	2	19	
at Chaminade	*	24	4-8	0-0	5-7	1-3-4	1	0	1	0	2	13	
SAN FRANCISCO	*	21	5-10	1-3	1-1	1-2-3	3	1	1	0	1	12	
at Oregon State	*	36	7-13	0-2	5-7	6-3-9	1	1	3	0	2	19	
COLO. CHRISTIAN	*	28	5-8	0-0	1-4	1-5-6	0	4	1	0	0	11	
at Colorado State	*	31	9-14	1-1	4-4	1-2-3	3	3	2	0	1	22	
CSU NORTHRIDGE	*	28	4-10	0-4	6-6	2-4-6	2	3	4	1	2	14	
YALE	*	29	4-10	0-2	11-13	2-1-3	1	3	4	0	6	19	
at Tulsa	*	29	7-11	2-3	1-1	4-4-8	4	1	3	3	0	17	
MIAMI (OH)	*	36	6-11	1-4	4-6	2-8-10	2	3	0	0	1	17	
at Texas	*	33	8-16	0-1	5-6	1-5-6	3	0	2	1	0	21	
BAYLOR	*	32	5-11	1-2	5-7	3-3-6	2	2	1	0	1	16	
KANSAS STATE	*	35	4-11	0-0	6-7	2-4-6	4	3	3	1	0	14	
at Oklahoma State	*	35	8-13	0-1	8-10	2-3-5	1	0	1	1	3	24	
at Texas A&M	*	32	8-16	0-0	3-3	2-1-3	3	0	0	0	2	19	
NEBRASKA	*	34	5-10	2-6	9-13	1-2-3	2	4	1	0	1	21	
at Iowa State	*	2	0-0	0-0	0-0	0-0-0	0	0	0	0	0	0	
KANSAS	did not play - injured (left knee sprain)												
MISSOURI	*	32	9-19	2-2	7-8	4-2-6	3	1	4	0	1	27	
at Kansas State	*	34	7-16	0-1	3-4	5-1-6	4	1	2	0	2	17	
OKLAHOMA	*	32	5-6	1-1	6-7	1-2-3	3	2	3	1	1	17	
at Kansas	*	31	7-16	0-1	3-4	2-5-7	3	1	2	1	0	17	
at Missouri	*	30	5-9	0-0	3-3	1-4-5	4	2	3	1	2	13	
IOWA STATE	*	33	3-6	1-3	4-4	1-1-2	2	4	1	0	0	11	
at Nebraska	*	39	7-9	1-1	4-6	1-2-3	3	1	1	0	0	19	
TEXAS TECH	*	29	8-12	1-1	7-11	3-6-9	4	3	2	0	2	24	
vs. Texas Tech	*	37	8-14	2-4	6-10	4-6-10	4	1	4	0	2	24	

2009-10 Totals

Points	27, Missouri (2/6)
FG Made.....	9, twice
FG Attempts	19, Missouri (2/6)
3-Pt. Made	2, four times
FT Made	11, Yale (12/29)
FT Attempts.....	13, three times
Rebounds	10, twice
Assists	4, three times
Steals.....	6, Yale (12/29)
Blocks.....	3, at Tulsa (1/2)
Minutes	39, at Nebraska (3/2)



CORY HIGGINS #11

Senior • Guard • 6-5 • 180 • Danville, Calif.

PTS	REB	AST	ST	MIN	FG%	FT%	3-PT%
16.1	3.6	2.7	1.2	31.1	.436	.891	.333

- 114 career games played; 113 starts (starts ranks 2nd all-time at CU)
- Last five games: second in team scoring 14.6 ppg.; FT line 26-of-29 at the FT line (89.7); also shooting 44.7 percent from the field
- Sixth on the CU scoring list (1,713 pts., 15.0 ppg.)

- Led team with 23 points in home win over Oklahoma State; Big 12 best three, three-pointers against the Cowboys
- Double-double in home win over Mizzou (third career): 18 pts., 10 rebs.

- Wooden Award Preseason Top 50 list • All-Big 12 preseason first team selection

- Four 20-point efforts this season (29 career) • 10 or points in 17 of 20 games
- Has led the team in scoring four times this season (others: 22 vs. Indiana; 21 at Harvard; 18 vs. Longwood)
- Led team in rebounding at USF and Missouri (28th career)

- Scored seven of his game-high 22 points in the last 2:09 leading CU to a 78-69 win over Indiana at iBN Las Vegas Classic.

- scored seven points in the final two minutes converting a driving layup into a dunk, then added a three-point play with 1:01 remaining in the game increasing CU's lead to eight points. He then added an assist pushing CU's advantage to 10 points. The 22 points was Higgins' third 20-point effort of the season (28th career) and the third time he has led the Buffaloes in scoring in 2010-11 (40th career). Higgins also collected a season-best four steals and was 9-for-9 at the free throw line against the Hoosiers.

2009-10 (Junior Year)

PTS	REB	AST	ST	MIN	FG%	FT%	3-PT%
18.9	3.9	2.4	1.9	33.4	.505	.833	.356

- All-Big 12 third team
- Led Big 12 (only) in steals (2.1)
- Scored 587 points, most by any CU player since 1991-92
- was third in Big 12-only FG percentage (.522)
- 45th nationally in points per game
- Shot a career season-best from the field and FT line
- led CU in scoring in five of the last 10 games (20.2 ppg.) and 51.5 percent from the field
- scored in double digits in all but one game (Chaminade, 6 pts.).
- 13th nationally of all juniors last season in steals per game.
- 20th of all juniors in points per game; 24th of all juniors in FG%; t-28th of all juniors in FT%.

2008-09 (Sophomore Year)

PTS	REB	AST	ST	MIN	FG%	FT%	3-PT%
17.4	5.4	2.6	1.9	37.0	.476	.830	.360

- All-Big 12 third team
- One of 13 players nationally to rank first or second on their team in five major statistical categories (points, rebounds, assists, steals, blocks)
- Scored 538 points
- under five minutes to play was 81.2 percent at FT line
- Rainbow Classic All-Tournament team
- Led Big 12 (only) in steals (2.1)

2007-08 (Freshman Year)

PTS	REB	AST	ST	MIN	FG%	FT%	3-PT%
8.3	3.9	2.3	1.1	33.6	.459	.680	.333

- started all 32 games
- second in assists and steals; third in rebounding
- 266 points scored ranked 10th all-time of freshman scorers

2009-10 Totals

Points33, Iowa State (2/27)
FG Made 12, twice
FG Attempts 22, vs. Arizona (11/24)
3-Pt. Made 5, Coppin State (11/16)
FT Made 16, Arkansas-Pine Bluff (11/13)
FT Attempts	16, Arkansas-Pine Bluff (11/13)
Rebounds7, twice
Assists8, Cal State Northridge (12/22)
Steals5, Missouri (2/6)
Blocks2, Kansas State (1/16)
Minutes41, Arizona (11/24)

Personal Bests

Points	Season	28	at San Francisco (Nov. 20, 2010)
	Big 12	34	Texas (Feb. 14, 2009)
	Career	34	Texas (Feb. 14, 2009)

Field Goals

Season	8	at San Francisco (Nov. 20, 2010)
Big 12	12	twice
Career	12	twice

Field Goals Attempts

Season	24	at San Francisco (Nov. 20, 2010)
Big 12	20	Texas (Feb. 14, 2009)
Career	24	at San Francisco (Nov. 20, 2010)

3-Pointers Made

Season	4	The Citadel (Dec. 17, 2010)
Big 12	3	twice
Career	5	Coppin State (Nov. 16, 2009)

3-Point Attempts

Season	6	TX Pan American (Nov. 30, 2010)
Big 12	5	three times
Career	6	Coppin State (Nov. 16, 2009)

Free Throws

Season	11	Colorado State (Dec. 8, 2010)
Big 12	12	Kansas (Jan. 17, 2009)
Career	16	Ark.-Pine Bluff (Nov. 13, 2009)

Free Throw Attempts

Season	14	Colorado State (Dec. 8, 2010)
Big 12	12	Kansas (Jan. 17, 2009)
Career	16	Ark.-Pine Bluff (Nov. 13, 2009)

Rebounds

Season	10	Missouri (Jan. 8, 2011)
Big 12	9	Texas (Feb. 14, 2009)
Career	10	three times

Offensive Rebounds

Season	4	at San Francisco (Nov. 20, 2010)
Big 12	3	three times
Career	4	at San Francisco (Nov. 20, 2010)

Defensive Rebounds

Season	9	Missouri (Jan. 8, 2011)
Big 12	9	twice
Career	10	twice

Assists

Season	7	TX Pan American (Nov. 30, 2010)
Big 12	6	at Texas Tech (Jan. 20, 2009)
Career	8	Cal St. Northridge (Dec. 22, 2009)

Steals

Season	4	three times
Big 12	5	three times
Career	5	three times

Blocks

Season	2	twice
Big 12	2	twice
Career	2	seven times

Minutes

Season	38	Colorado State (Dec. 8, 2010)
Big 12	46	vs. Baylor (Mar. 13, 2008)
Career	46	vs. Baylor (Mar. 13, 2008)

2010-11 Game-by-Game (senior)

Game	GS	Min	FGs	3FGs	FTs	O-D-R	Pf	A	To	BL	ST	Pts
IDAHO STATE	*	33	4-15	1-5	7-10	1-2-3	2	4	0	0	4	16
at Georgia	*	28	4-11	0-2	7-8	3-1-4	5	0	3	0	4	15
at San Francisco	*	37	8-24	2-5	10-11	4-4-8	0	1	3	2	0	28
ALCORN STATE	-	23	7-11	0-0	2-2	0-6-6	2	1	0	0	2	16
at Harvard	*	36	6-14	1-2	8-8	2-1-3	3	1	5	0	1	21
TX-PAN AMERICAN	*	29	6-10	3-6	0-0	0-1-1	0	7	0	1	1	15
OREGON STATE	*	29	2-6	1-4	4-4	0-4-4	2	6	2	1	0	9
COLORADO STATE	*	38	2-10	0-2	11-14	0-4-4	3	3	1	0	1	15
THE CITADEL	*	31	7-13	4-6	0-0	0-1-1	1	5	0	0	0	18
LONGWOOD	*	18	7-12	2-2	2-2	1-1-2	1	2	1	0	2	18
vs. New Mexico	*	33	4-13	0-4	2-2	1-2-3	4	0	2	1	0	10
vs. Indiana	*	37	6-14	1-3	9-9	1-3-4	2	1	1	0	4	22
MD EASTERN SHORE	*	28	5-8	0-2	5-5	0-1-1	1	2	0	0	0	15
at Cal St. Bakersfield	*	28	7-14	0-3	2-2	0-1-1	0	3	1	1	1	16
WESTERN N.MEXICO	*	22	6-12	0-3	3-4	2-2-4	3	4	3	0	0	15
MISSOURI	*	31	6-12	0-1	6-6	1-9-10	3	4	2	2	1	18
at Kansas State	*	27	3-4	0-0	3-5	1-2-3	4	4	2	0	0	9
OKLAHOMA STATE	*	33	5-9	3-4	10-10	2-0-2	1	1	6	0	1	23
at Nebraska	*	37	3-8	2-5	0-0	0-3-3	1	1	3	1	1	8
at Oklahoma	*	37	4-14	0-1	7-8	2-2-4	4	4	3	0	1	15

2009-10 Game-by-Game (junior)

Game	GS	Min	FGs	3FGs	FTs	O-D-R	Pf	A	To	BL	ST	Pts
ARK.-PINE BLUFF	*	33	5-8	0-1	16-16	1-1-2	2	2	1	0	1	26
COPPIN STATE	*	30	7-10	5-6	2-2	0-2-2	1	3	1	0	3	21
TEXAS SOUTHERN	*	33	9-12	1-2	4-6	1-5-6	3	3	2	0	1	23
vs. Gonzaga	*	35	7-16	1-4	4-5	0-6-6	4	2	4	1	3	19
vs. Arizona	*	41	10-22	1-3	7-7	1-3-4	3	2	2	0	0	28
at Chaminade	*	29	2-4	2-3	0-0	0-4-4	3	4	3	1	0	6
SAN FRANCISCO	*	30	9-12	2-2	2-2	0-3-3	2	1	1	0	3	22
at Oregon State	*	39	5-12	1-3	4-4	1-2-3	1	3	2	1	1	15
COLO. CHRISTIAN	*	25	7-11	1-1	10-13	0-1-1	2	1	1	0	1	25
at Colorado State	*	33	1-10	0-4	10-11	0-3-3	4	3	4	0	2	12
CSU NORTHDRIDGE	*	28	5-11	1-5	3-3	0-3-3	2	8	0	0	2	14
YALE	*	35	8-15	2-5	5-9	1-3-4	3	3	3	1	3	23
at Tulsa	*	34	3-12	0-3	7-7	2-3-5	3	2	2	0	1	13
MIAMI (OH)	*	28	4-11	1-3	2-3	0-2-2	3	2	4	1	2	11
at Texas	*	33	6-10	0-1	3-4	0-2-2	1	2	2	0	1	15
BAYLOR	*	31	6-11	0-2	6-8	1-3-4	4	3	2	0	2	18
KANSAS STATE	*	38	12-18	0-5	6-10	1-5-6	3	1	5	2	1	30
at Oklahoma State	*	35	3-10	1-3	6-7	2-2-4	3	2	1	0	3	13
at Texas A&M	*	35	6-11	0-1	7-8	0-3-3	2	0	2	0	4	19
NEBRASKA	*	32	4-9	0-2	3-3	0-6-6	3	1	3	1	3	11
at Iowa State	*	34	7-17	1-2	6-8	0-1-1	3	3	1	0	2	21
KANSAS	*	38	4-15	0-3	6-6	3-4-7	3	3	3	0	0	14
MISSOURI	*	31	5-11	0-2	5-7	3-4-7	5	3	2	0	5	15
at Kansas State	*	38	6-15	3-4	6-6	1-3-4	0	1	6	0	4	21
OKLAHOMA	*	33	7-17	1-4	3-3	0-4-4	3	3	0	0	1	18
at Kansas	*	24	3-7	1-2	6-7	0-2-2	2	0	3	1	1	13
at Missouri	*	34	9-14	2-5	1-2	2-1-3	0	2	4	0	0	21
IOWA STATE	*	39	12-15	3-4	6-6	0-6-6	0	4	0	1	1	33
at Nebraska	*	36	6-11	0-1	7-9	0-6-6	4	4	4	1	4	19
TEXAS TECH	*	33	9-10	1-1	11-15	0-3-3	4	1	2	0	2	30
vs. Texas Tech	*	39	6-15	1-3	5-6	0-4-4	1	1	2	0	3	18

2008-09 Game-by-Game (sophomore)

Game	GS	Min	FGs	3FGs	FTs	O-D-R	Pf	A	To	BL	ST	Pts
ARK.-PINE BLUFF	*	36	4-10	1-4	3-6	0-6-6	1	6	3	0	1	12
MONTANA STATE	*	44	5-8	0-3	11-14	2-5-7	2	5	4	0	4	21
HARVARD	*	36	3-7	0-3	8-11	1-8-9	2	3	2	0	1	14
LAFAYETTE	*	31	7-11	2-3	8-10	0-2-2	3	1	2	0	3	24
at Stanford	*	36	4-12	0-2	1-4	1-3-4	4	1	5	0	0	9
TCU	*	38	4-10	1-3	7-8	1-7-8	2	1	2	0	0	16
COLORADO STATE	*	38	11-16	3-5	8-9	1-5-6	0	3	1	1	3	33
PRAIRIE VIEW A&M	*	30	6-12	3-5	2-2	0-8-8	3	2	3	2	0	17
La.-MONROE	*	40	4-8	0-2	7-7	2-5-7	3	3	3	2	4	15
vs. Coppin State	*	36	4-5	1-2	12-12	0-10-10	3	4	3	1	1	21
vs. Buffalo	*	15	5-11	1-2	4-4	0-3-3	2	2	1	1	2	15
vs. Vermont	*	34	6-10	2-2	4-4	0-5-5	5	2	4	0	0	18
at SMU	*	39	3-7	1-3	4-4	0-6-6	5	6	3	0	4	11
WESTERN STATE	*	38	9-14	1-3	5-5	0-10-10	0	1	1	0	0	24
at Missouri	*	29	3-9	0-0	6-7	2-2-4	3	2	4	0	5	12
KANSAS	*	40	3-8	2-4	12-12	0-3-3	1	1	2	1	2	20
at Texas Tech	*	38	7-13	0-2	7-8	2-5-7	2	6	3	0	3	21
KANSAS STATE	*	45	3-6	0-1	6-7	0-5-5	2	3	5	0	4	12
IOWA STATE	*	38	6-14	2-4	5-5	0-3-3	0	2	3	0	3	19
at Kansas	*	38	6-16	0-3	3-5	1-4-5	4	5	1	0	4	15
NEBRASKA	*	39	6-12	1-3	2-2	1-5-6	3	4	4	1	2	15
at Oklahoma	*	36	9-18	2-4	0-0	1-2-3	3	0	2	0	2	20
at Iowa State	*	34	2-5	0-1	7-8	1-2-3	4	1	4	0	0	11
TEXAS	*	43	11-20	3-5	9-11	0-9-9	2	1	4	0	0	34
at Nebraska	*	35	3-9	1-5	5-5	0-6-6	1	1	3	0	0	12
MISSOURI	*	39	5-12	0-0	4-8	0-4-4	2	3	3	1	3	14

OKLAHOMA STATE	*	33	3-8	0-0	3-5	1-2-3	1	1	1	0	0	9
at Baylor	*	38	5-11	3-5	7-9	0-5-5	4	1	3	1	2	20
TEXAS A&M	*	27	10-18	2-4	5-8	0-6-6	3	4	1	0	3	27
at Kansas State	*	39	7-16	0-1	8-8	1-2-3	4	3	6	0	0	22
vs. Texas	*	32	1-11	0-5	3-4	0-1-1	2	2	1	0	3	5

2007-08 Game-by-Game (freshman)

Game	GS	Min	FGs	3FGs	FTs	O-D-R	Pf	A	To	BL	ST	Pts
NEW MEXICO	*	37	3-7	1-3	3-4	0-5-5	3	2	1	1	3	10
vs. Florida A&M	*	31	3-5	2-4	2-2	0-2-2	3	1	2	0	0	10
vs. Savannah State	*	19	1-3	0-2	1-2	0-1-1	3	0	4	0	1	3
at Wisconsin	*	33	1-4	0-1	0-0	0-3-3	0	1	1	1	3	2
COLO. CHRISTIAN	*	25	3-7	0-2	0-0	0-4-4	2	1	2	0	1	6
at Denver	*	29	1-3	0-0	4-4	1-3-4	0	2	3	0	1	6
at Air Force	*	32	3-7	0-2	1-3	1-2-3	3	5	2	0	0	7
STANFORD	*	34	4-7	2-4	0-0	0-6-6	2	0	3	1	0	10
at Wyoming	*	20	3-8	1-3	0-0	0-5-5	4	2	2	0	1	7
NEW ORLEANS	*	31	4-7	2-2	0-0	1-4-5	0	2	1	1	1	10
at Colorado State	*	34	5-7	1-2	2-4	0-3-3	2	7	4	1	2	13
GRAMBLING STATE	*	28	7-11	1-1	0-0	1-3-4	1	6	2	2	3	15
SMU	*	36	2-5	0-3	0-1	0-5-5	1	1	0	1	1	4
TULSA	*	36	1-6	0-3	0-1	0-1-1	2	3	0	0	0	2
at Texas A&M	*	37	6-10	2-4	1-2	1-4-5	3	3	0	0	1	15
NEBRASKA	*	35	5-10	2-4	1-2	2-4-6	1	1	1	0	0	13
at Texas	*	33	2-4	2-4	2-2	0-8-8	3	3	2	0	1	8
KANSAS STATE	*	34	3-6	2-3	2-4	2-2-4	1	1	4	1	1	10
MISSOURI	*	38	1-3	0-1	5-6	2-3-5	1	3	3	0	3	7
at Iowa State	*	33	1-8	0-4	2-2	1-1-2	4	1	3	0	5	4
KANSAS	*	39	5-10	1-2	0-0	1-1-2	3	3	1	0	1	11
at Oklahoma State	*											



JAVON CONEY

#14

Senior • Guard • 6-3 • 210 • Chicago, Ill.

2010-11

PTS **REB** **AST** **ST** **MIN** **FG%** **FT%** **3-PT%**
0.8 **0.7** **0.1** **0.1** **4.8** **.444** **.667** **.000**

- 13 games played; season-best 11 minutes vs. Western NM
- Four points against Longwood; Two vs. MD Eastern Shore
- Block shot and season-best two rebounds vs. The Citadel
- Played 23 games a year ago, one start (Oklahoma State)
- Non-scholarship student-athlete (played all four years)

Personal Bests

Points
 Season 4 Longwood (Dec. 19, 2010)
 Big 12 15 at Nebraska (March 9, 2008)
 Career 15 at Nebraska (March 9, 2008)

Field Goals

Season 2 Longwood (Dec. 19, 2010)
 Big 12 4 at Nebraska (March 9, 2008)
 Career 4 at Nebraska (March 9, 2008)

Field Goal Attempts

Season 4 Longwood (Dec. 19, 2010)
 Big 12 5 twice
 Career 5 twice

3-Pointers Made

Season -
 Big 12 3 at Nebraska (March 9, 2008)
 Career 3 at Nebraska (March 9, 2008)

3-Point Field Goal Attempts

Season 1 twice
 Big 12 4 Missouri (Feb. 21, 2009)
 Career 4 Missouri (Feb. 21, 2009)

Free Throws

Season -
 Big 12 4 at Nebraska (March 9, 2008)
 Career 4 at Nebraska (March 9, 2008)

Free Throw Attempts

Season 1 Alcorn State (Nov. 23, 2010)
 Big 12 4 at Nebraska (March 9, 2008)
 Career 4 at Nebraska (March 9, 2008)

Rebounds

Season 3 W. New Mexico (Jan. 5, 2011)
 Big 12 6 Oklahoma State (Feb. 25, 2009)
 Career 6 Oklahoma State (Feb. 25, 2009)

Offensive Rebounds

Season 1 W. New Mexico (Jan. 5, 2011)
 Big 12 3 at Nebraska (March 9, 2008)
 Career 3 at Nebraska (March 9, 2008)

Defensive Rebounds

Season 2 three times
 Big 12 5 at Nebraska (March 9, 2008)
 Career 5 at Nebraska (March 9, 2008)

Assists

Season 1 W. New Mexico (Jan. 5, 2011)
 Big 12 3 Kansas State (Jan. 24, 2009)
 Career 3 Kansas State (Jan. 24, 2009)

Steals

Season 1 Indiana (Nov. 23, 2010)
 Big 12 2 at Nebraska (March 9, 2008)
 Career 2 at Nebraska (March 9, 2008)

Blocks

Season 1 The Citadel (Dec. 17, 2010)
 Big 12 1 Oklahoma State (Feb. 25, 2009)
 Career 1 Oklahoma State (Feb. 25, 2009)

Minutes

Season 11 W. New Mexico (Jan. 5, 2011)
 Big 12 27 twice
 Career 27 twice

2009-10 Game-by-Game (senior)

Game	GS	Min	FGs	3FGs	FTs	O-D-R	Pf	A	To	BL	ST	Pts
IDAHO STATE	-	1	0-0	0-0	0-0	0-0-0	0	0	0	0	0	0
at Georgia			did not play									
at San Francisco	-	3	0-0	0-0	0-0	0-0-0	0	0	0	0	0	0
ALCORN STATE	-	9	0-0	0-0	0-1	0-0-0	0	0	1	0	0	0
at Harvard			did not play									
TX-PAN AMERICAN	-	9	1-1	0-0	0-0	0-2-2	2	0	1	0	0	2
OREGON STATE	-	3	0-0	0-0	0-0	0-0-0	0	0	0	0	0	0
COLORADO STATE			did not play									
THE CITADEL	-	7	1-1	0-0	0-0	0-2-2	0	0	0	1	0	2
LONGWOOD	-	8	2-4	0-1	0-0	0-0-0	0	0	0	0	0	4
vs. New Mexico			did not play									
vs. Indiana	-	3	0-0	0-0	0-0	0-0-0	0	0	0	0	1	0
MD EAST. SHORE	-	6	0-1	0-0	2-2	0-1-1	1	0	0	0	0	2
at Cal St. Bakersfield	-	1	0-0	0-0	0-0	0-0-0	0	0	0	0	0	0
W. NEW MEXICO	-	11	0-2	0-1	0-0	1-2-3	0	1	0	0	0	0
MISSOURI	-	1	0-0	0-0	0-0	0-0-0	0	0	0	0	0	0
at Kansas State			did not play									
OKLAHOMA STATE	-	1	0-0	0-0	0-0	0-0-0	0	0	0	0	0	0
at Nebraska			did not play									

2009-10 Game-by-Game (junior)

Game	GS	Min	FGs	3FGs	FTs	O-D-R	Pf	A	To	BL	ST	Pts
SAN FRANCISCO	-	3	0-0	0-0	0-0	0-0-0	0	0	0	0	0	0
CSU NORTHRIDGE	-	3	0-0	0-0	0-0	1-1-2	2	0	0	0	0	0
at Tulsa	-	1	0-0	0-0	0-0	0-0-0	0	0	0	0	0	0
at Missouri	-	3	0-1	0-0	0-0	2-0-2	0	0	0	0	0	0
TEXAS TECH	-	0+	0-0	0-0	0-0	0-0-0	0	0	0	0	0	0

2008-09 Game-by-Game (sophomore)

Game	GS	Min	FGs	3FGs	FTs	O-D-R	Pf	A	To	BL	ST	Pts
ARK.-PINE BLUFF	-	8	0-0	0-0	0-0	0-0-0	0	0	0	0	0	0
LAFAYETTE	-	11	0-2	0-1	0-0	0-0-0	1	1	1	0	0	0
at Stanford	-	2	0-0	0-0	0-0	0-1-1	0	0	1	0	0	0
TCU	-	21	1-4	0-1	0-0	1-0-1	3	0	1	0	0	2
PRAIRIE VIEW A&M	-	6	0-1	0-1	0-0	1-3-4	1	1	0	0	0	0
vs. Coppin State	-	1	1-1	0-0	0-0	0-0-0	0	0	0	0	0	2
vs. Vermont	-	9	0-3	0-3	0-0	0-0-0	0	2	0	0	1	0
WESTERN STATE	-	5	0-1	0-0	0-0	2-0-2	0	0	1	0	0	0
at Missouri	-	9	1-1	0-0	0-2	0-2-2	3	1	0	0	0	2
KANSAS STATE	-	27	1-3	1-2	1-2	1-3-4	2	3	0	0	0	4
IOWA STATE	-	9	0-1	0-1	0-0	0-1-1	2	0	0	0	0	0
at Kansas	-	2	0-1	0-1	0-0	0-0-0	0	0	0	0	0	0
NEBRASKA	-	2	0-1	0-1	0-0	0-0-0	2	0	0	0	0	0
at Oklahoma	-	12	0-1	0-0	0-0	0-2-2	1	1	0	0	0	0
at Iowa State	-	3	0-0	0-0	0-0	0-0-0	1	0	1	0	0	0
at Nebraska	-	18	1-4	1-3	0-0	0-5-5	2	0	1	0	0	3
MISSOURI	-	23	2-5	1-4	0-1	1-2-3	3	1	2	0	1	5
OKLAHOMA STATE	-	27	0-1	0-0	0-0	1-5-6	2	0	0	1	0	0
TEXAS A&M	-	1	0-0	0-0	0-0	0-0-0	0	0	0	0	1	0

2007-08 Game-by-Game (freshman)

Game	GS	Min	FGs	3FGs	FTs	O-D-R	Pf	A	To	BL	ST	Pts
vs. Florida A&M	-	1	0-0	0-0	0-0	0-0-0	0	0	0	0	0	0
at Wisconsin	-	3	0-0	0-0	0-0	0-0-0	0	0	0	0	0	0
GRAMBLING STATE	-	9	1-2	0-1	0-0	0-1-1	0	0	0	0	0	2
KANSAS	-	2	0-2	0-2	0-0	0-0-0	0	0	0	0	0	0
at Kansas	-	5	0-1	0-1	0-0	0-0-0	0	0	0	0	0	0
TEXAS TECH	-	4	0-1	0-1	0-0	0-0-0	0	0	0	0	0	0
at Missouri	-	5	0-0	0-0	0-0	0-0-0	1	0	0	0	0	0
BAYLOR	-	3	0-0	0-0	0-0	0-0-0	1	0	0	0	0	0
at Kansas State	-	0	0-0	0-0	0-0	0-0-0	1	0	0	0	0	0
at Nebraska	-	10	4-5	3-3	4-4	3-0-3	1	0	0	0	2	15
vs. Oklahoma	-	5	0-1	0-1	0-0	0-2-2	0	0	0	0	0	0



André Roberson #21

6-7, 190, Fr., G
San Antonio, Texas (Wagner HS)

2010-11

PTS	REB	AST	ST	BLK	MIN	FG%	FT%	3-PT%
6.7	7.3	0.7	1.7	1.2	20.6	.596	.556	.350

- Leads team in rebounds (145), steals (34), blocked shots (23)
- Grabbed at least six rebounds in 13 of 20 games
- Five games with at least 10 or more rebounds
- Season-best three blocks vs. MD Eastern Shore
- Back-to-back double-doubles vs. The Citadel (11 pts., 10

rebs); and against Longwood (14 pts., 13 rebs.); another double-double vs. Western NM with 12 points, 12 rebounds. Leads team with three doubles.

- Leads CU in rebounding 12 times (three shared); blocked shots 11 times (four shared), and steals eight times (four shared)
- Has shot 50 percent or better from the field 14 times; in the last nine of last 12 games
- Grabbed 11 rebounds and scored six points in collegiate debut.
- Second most rebounds (11) in college debut ranking second to Jermyl Jackson-Wilson (17 rebounds, 2006).
- First student-athlete signed with Coach Boyle staff.

Academics: Open Option major in Colorado's College of Arts and Sciences.

WAGNER HIGH SCHOOL

- Averaged 15 points, 12 rebounds, 1.7 blocked shots per game during his season year.
- Led team in rebounding and blocks senior year.
- Helped lead the Thunderbirds to a pair of consecutive Texas Class 5-A state semifinal appearances.
- Member of two region championship teams.
- Helped Wagner to a 39-2 record during senior year and a No. 22 national ranking, in addition to No. 4 state ranking and No. 1 in the section.
- Two-time first-team all-state selection.
- District 27-5A Most Valuable Player.
- Named to the All-Area Class 5-A Super Team.
- Junior year averaged 9.3 points and 9.1 rebounds per game.
- Comes from an athletic family, father John Roberson played basketball collegiately at New Mexico State (1985-89) and professionally overseas for 12 years; his mother, Lisa played volleyball at New Mexico State (1985-89).
- Older sisters have Big 12 Conference ties; Ashlee averaged 12.2 ppg. and was 2009-10 All-Big 12 honorable mention as a senior last year at Texas Tech; Amber, is a junior at the University of Texas, a two-year volleyball letterwinner.

2010-11 Game-by-Game

Game	GS	Min	FGs	3FGs	FTs	O-D-R	Pf	A	To	BL	ST	Pts
IDAHO STATE	-	21	3-5	0-0	0-0	4-7-11	2	1	0	0	1	6
at Georgia	-	16	0-1	0-1	1-2	1-6-7	4	3	1	1	0	1
at San Francisco	-	23	2-2	0-0	0-0	2-3-5	2	1	2	2	3	4
ALCORN STATE	-	21	2-5	0-1	0-0	3-6-9	4	4	2	2	2	4
at Harvard	-	19	1-2	0-1	1-2	2-2-4	1	0	1	0	2	3
TX-PAN AMERICAN	-	21	3-6	0-0	2-2	3-3-6	2	0	4	2	3	8
OREGON STATE	-	17	4-5	0-1	1-1	2-4-6	5	0	0	2	2	9
COLORADO STATE	-	12	1-3	0-0	0-0	3-2-5	2	0	2	1	0	5
THE CITADEL	-	21	4-8	1-2	2-5	1-9-10	2	1	1	2	2	11
LONGWOOD	-	21	5-9	2-3	2-3	4-9-13	1	0	1	1	0	13
vs. New Mexico	-	26	3-5	1-3	0-0	4-4-8	3	0	3	1	2	7
vs. Indiana	-	14	2-3	1-1	3-3	0-1-1	5	0	1	0	2	8
MD EASTERN SHORE	-	20	2-5	0-1	0-2	2-6-8	2	1	0	3	2	4
at Cal St. Bakersfield	-	25	3-5	0-1	1-2	1-9-10	1	0	2	0	2	7
WESTERN N.MEXICO	-	27	6-7	0-1	0-1	3-9-12	2	0	0	2	3	12
MISSOURI	-	13	1-3	0-0	0-0	1-3-4	4	1	0	1	1	2
at Kansas State	-	23	4-5	1-1	0-3	5-4-9	2	1	1	1	2	9
OKLAHOMA STATE	-	25	1-3	0-2	5-7	3-5-8	3	0	1	1	2	7
at Nebraska	-	19	2-2	1-1	0-1	1-4-5	3	0	3	0	0	5
at Oklahoma	-	28	4-5	0-0	2-2	2-2-4	2	0	1	1	2	10

Personal Bests

Points

Season	14	Longwood (Dec. 19, 2010)
Big 12	10	at Oklahoma (Jan. 22, 2011)
Career	14	Longwood (Dec. 19, 2010)

Field Goals

Season	6	Western New Mexico (Jan. 5, 2011)
Big 12	4	at Kansas State (Jan. 12, 2011)
Career	6	Western New Mexico (Jan. 5, 2011)

Field Goal Attempts

Season	9	Longwood (Dec. 19, 2010)
Big 12	5	at Kansas State (Jan. 12, 2011)
Career	9	Longwood (Dec. 19, 2010)

3-Pointers Made

Season	2	Longwood (Dec. 19, 2010)
Big 12	1	twice
Career	2	Longwood (Dec. 19, 2010)

3-Point Field Goal Attempts

Season	3	twice
Big 12	1	twice
Career	3	twice

Free Throws

Season	5	Oklahoma State (Jan. 15, 2011)
Big 12	5	Oklahoma State (Jan. 15, 2011)
Career	5	Oklahoma State (Jan. 15, 2011)

Free Throw Attempts

Season	7	Oklahoma State (Jan. 15, 2011)
Big 12	7	Oklahoma State (Jan. 15, 2011)
Career	7	Oklahoma State (Jan. 15, 2011)

Rebounds

Season	13	Longwood (Dec. 19, 2010)
Big 12	9	at Kansas State (Jan. 12, 2011)
Career	13	Longwood (Dec. 19, 2010)

Offensive Rebounds

Season	5	at Kansas State (Jan. 12, 2011)
Big 12	5	at Kansas State (Jan. 12, 2011)
Career	5	at Kansas State (Jan. 12, 2011)

Defensive Rebounds

Season	9	three times
Big 12	5	Oklahoma State (Jan. 15, 2011)
Career	9	three times

Assists

Season	4	Alcorn State (Nov. 23, 2010)
Big 12	1	twice
Career	4	Alcorn State (Nov. 23, 2010)

Steals

Season	3	three times
Big 12	2	four times
Career	3	three times

Blocks

Season	3	MD-Eastern Shore (Dec. 29, 2010)
Big 12	1	four times
Career	3	MD-Eastern Shore (Dec. 29, 2010)

Minutes

Season	28	at Oklahoma (Jan. 22, 2011)
Big 12	28	at Oklahoma (Jan. 22, 2011)
Career	28	at Oklahoma (Jan. 22, 2011)



LEVI KNUTSON #24

Senior • Guard • 6-4 • 200 • Littleton, Colo.

PTS	REB	AST	ST	MIN	FG%	FT%	3-PT%
11.7	3.0	1.1	0.5	24.6	.561	.900	.494

- see page 5 for more on Knutson
- made a key steal with 40 seconds remaining in the win vs. Indiana
- Leads team with 40 three-pointers (career-high)
- Career season so far: FGs made (83), attempts (148), 90 percent at FT line, rebounds (59)

- Last 5 games: 12.4 ppg., 51.1 percent (23-of-45 FG)
- Team-best 18 three-pointers over the last six games
- Five treys at Nebraska
- came off bench with six treys (four in second half) rallying CU to upset road win at Kansas State
- Made 4-of-4 free throws in overtime helping CU defeat Colorado

State (7-of-7 for the game). Tied career-best with seven FTs made.

- 14 games over 10 points including the last 12 of 15 games.

- Scored a career-best 22 points (game-high) along with a personal best six 3-pointers in home win over Oregon State. The six-3-pointers by one player is the most since Richard Roby made six against Nebraska (Jan. 25, 2006).

- Eight FGs made ties a career-high; started against Oregon State.
- Scored 18 points on 7-of-10 shooting in home win versus Texas-Pan American
- Came of the bench to score 16 points on 6-of-7 shooting against Idaho State.
- Did not miss a shot versus Longwood (see next page)

ACADEMICS: College major is finance • CU Scholar-Athlete Award for highest Junior GPA in 2009-2010 (3.929)
 • Named to the 2009-10 and 2008-09 All-Big 12 Academic first team • Achieved a perfect 4.0 GPA in the Fall 2009 and Spring 2009 semesters • Six-time Dean's List honoree • Five-time Commissioners Honor Roll.

2009-10 (Junior Year)

PTS	REB	AST	ST	MIN	FG%	FT%	3-PT%
3.5	1.6	0.7	0.5	12.7	.390	.781	.357

- 13 pts., 5-of-8 shooting vs. KU (Feb. 3), three treys & 34 mins.
- 11 points in home win over Texas Tech (3/6); 7-of-8 FTs
- five games over 20 minutes played
- 23 games played
- CU scholar-athlete, highest junior GPA (3.929)
- Big 12 Commissioners Honor Roll (Fall 2009, Spring 2010)
- Academic All-Big 12 First Team

2008-09 (Sophomore Year)

PTS	REB	AST	ST	MIN	FG%	FT%	3-PT%
3.8	1.7	1.0	0.4	15.9	.393	.842	.229

- played 30 games with one start
- career-high 19 points vs. Oklahoma State (8-of-13)
- started at Baylor (seven points, three rebounds, two assists)

2007-08 (Freshman Year)

PTS	REB	AST	ST	MIN	FG%	FT%	3-PT%
4.6	1.3	1.2	0.2	18.3	.415	.786	.333

- played 32 games with one start
- lone start, nine points, three rebounds vs. Colo. Christian
- doubles figures six times

Personal Bests

Points

Season	22	Oregon State (Dec. 4, 2010)
Big 12	20	at Kansas State (Jan. 12, 2011)
Career	22	Oregon State (Dec. 4, 2010)

Field Goals

Season	8	Oregon State (Dec. 4, 2010)
Big 12	8	Oklahoma State (Feb. 25, 2009)
Career	8	twice

Field Goals Attempts

Season	12	at Nebraska (Jan. 18, 2011)
Big 12	13	Oklahoma State (Feb. 25, 2009)
Career	13	Oklahoma State (Feb. 25, 2009)

3-Pointers Made

Season	6	twice
Big 12	6	at Kansas State (Jan. 12, 2011)
Career	6	twice

3-Point Attempts

Season	11	at Nebraska (Jan. 18, 2011)
Big 12	11	at Nebraska (Jan. 18, 2011)
Career	11	at Nebraska (Jan. 18, 2011)

Free Throws

Season	7	Colorado State (Dec. 8, 2010)
Big 12	7	Texas Tech (Mar. 6, 2010)
Career	7	twice

Free Throw Attempts

Season	7	Colorado State (Dec. 8, 2010)
Big 12	8	Texas Tech (Mar. 6, 2010)
Career	8	Texas Tech (Mar. 6, 2010)

Rebounds

Season	7	Missouri (Jan. 8, 2010)
Big 12	7	Missouri (Jan. 8, 2010)
Career	7	Missouri (Jan. 8, 2010)

Offensive Rebounds

Season	3	TX-Pan American (Nov. 30, 2010)
Big 12	3	vs. Texas (Mar. 11, 2009)
Career	3	twice

Defensive Rebounds

Season	6	Missouri (Jan. 8, 2010)
Big 12	6	twice
Career	6	twice

Assists

Season	3	Alcorn State (Nov. 23, 2010)
Big 12	4	Oklahoma State (Feb. 25, 2009)
Career	4	twice

Steals

Season	2	three times
Big 12	2	three times
Career	2	eight times

Blocks

Season	-	
Big 12	1	Texas Tech (Mar. 6, 2010)
Career	1	twice

Minutes

Season	31	Oregon State (Dec. 4, 2010)
Big 12	36	twice
Career	36	twice

2010-11 Game-by-Game (senior)

Game	GS	Min	FGs	3FGs	FTs	O-D-R	Pf	A	To	BL	ST	Pts
IDAHO STATE	-	20	6-7	1-1	3-3	1-4-5	3	2	0	0	0	16
at Georgia	-	12	2-4	1-3	0-0	1-2-3	3	0	2	0	0	5
at San Francisco	-	20	5-11	1-5	0-1	0-3-3	4	0	1	0	1	11
ALCORN STATE	*	26	3-11	1-5	0-0	0-4-4	2	3	0	0	0	7
at Harvard	-	23	0-4	0-3	1-2	1-1-2	1	1	2	0	0	1
TX-PAN AMERICAN	-	24	7-10	2-3	2-2	3-0-3	0	2	1	0	1	18
OREGON STATE	*	31	8-10	6-8	0-0	2-2-4	0	0	0	0	0	22
COLORADO STATE	-	28	3-4	1-1	7-7	0-3-3	1	1	0	0	0	14
THE CITADEL	-	22	5-6	1-2	0-0	1-1-2	1	1	2	0	0	11
LONGWOOD	-	19	5-5	3-3	4-4	0-4-4	0	2	0	0	2	17
vs. New Mexico	-	30	4-8	2-4	0-0	1-1-2	4	0	1	0	2	10
vs. Indiana	-	28	2-4	0-1	6-6	0-5-5	0	1	1	0	1	10
MD EASTERN SHORE	-	25	2-5	2-4	0-1	1-0-1	1	2	1	0	2	6
at Cal St. Bakersfield	-	23	4-8	2-5	0-0	0-2-2	3	1	0	0	1	10
WESTERN N.MEXICO	-	24	4-6	3-4	2-2	0-3-3	3	1	0	0	0	13
MISSOURI	-	27	5-9	1-2	2-2	1-6-7	1	2	1	0	0	13
at Kansas State	-	29	7-10	6-8	0-0	0-0-0	2	0	0	0	0	20
OKLAHOMA STATE	-	23	2-7	1-5	0-0	1-0-1	1	1	1	0	0	5
at Nebraska	-	28	6-12	5-11	0-0	1-2-3	4	1	0	0	0	17
at Oklahoma	-	29	3-7	1-3	0-0	0-2-2	2	0	0	0	0	7

2009-10 Game-by-Game (junior)

Game	GS	Min	FGs	3FGs	FTs	O-D-R	Pf	A	To	BL	ST	Pts
ARK.-PINE BLUFF			did not play (INJURED)									
COPPIN STATE			did not play (INJURED)									
TEXAS SOUTHERN			did not play (INJURED)									
vs. Gonzaga			did not play (INJURED)									
vs. Arizona			did not play (INJURED)									
at Chaminade	-	7	1-3	0-0	2-2	0-0-0	0	0	0	0	0	4
SAN FRANCISCO	-	4	0-2	0-0	2-3	2-1-3	1	0	0	0	0	2
at Oregon State			did not play									
COLO. CHRISTIAN	-	22	3-5	1-3	4-4	0-3-3	2	1	1	0	1	11
at Colorado State	-	11	0-1	0-0	2-4	0-1-1	0	0	0	0	2	2
CSU NORTHBRIDGE	-	8	1-2	0-1	0-0	0-2-2	0	0	1	0	0	0
YALE			did not play									
at Tulsa	-	2	0-1	0-1	0-0	0-0-0	0	0	0	0	0	0
MIAMI (OH)	-	6	0-1	0-1	2-2	0-1-1	0	0	0	0	0	2
at Texas	-	8	0-0	0-0	0-0	0-0-0	0	0	0	0	0	0
BAYLOR			did not play									
KANSAS STATE	-	12	0-2	0-1	1-2	0-1-1	2	1	0	0	1	1
at Oklahoma State	-	5	1-1	1-1	0-0	0-0-0	1	0	0	0	0	3
at Texas A&M	-	7	0-2	0-2	0-0	0-0-0	2	0	0	0	0	0
NEBRASKA	-	23	3-4	2-3	0-0	0-3-3	1	2	0	0	0	8
at Iowa State	-	24	0-4	0-2	2-2	2-4-6	3	3	0	0	2	2
KANSAS	-	34	5-8	3-4	0-1	0-4-4	4	1	0	0	1	13
MISSOURI	-	14	0-3	0-1	1-2	0-1-1	2	0	2	0	1	1
at Kansas State	-	16	1-3	0-1	0-0	0-0-0	1	1	2	0	0	2
OKLAHOMA	-	9	1-1	0-0	0-0	0-2-2	0	1	0	0	0	2
at Kansas	-	10	2-3	2-2	0-0	0-0-0	0	1	0	0	1	6
at Missouri	-	15	0-2	0-1	0-0	0-5-5	0	1	0	0	0	0
IOWA STATE	-	3	0-0	0-0	0-0	0-0-0	0	0	0	0	0	0
at Nebraska	-	20	1-3	1-2	2-2	0-0-0	1	2	1	0	1	5
TEXAS TECH	-	17	2-4	0-1	7-8	0-3-3	1	0	0	1	0	11
vs. Texas Tech	-	15	2-4	0-1	0-0	2-0-2	2	1	2	0	2	4

2008-09 Game-by-Game (sophomore)

Game	GS	Min	FGs	3FGs	FTs	O-D-R	Pf	A	To	BL	ST	Pts
ARK.-PINE BLUFF	-	11	1-5	1-5	0-0	0-1-1	0	1	0	0	0	3
MONTANA STATE	-	22	4-8	0-2	4-4	0-1-1	2	1	0	0	1	12
HARVARD	-	21	2-6	1-3	1-1	0-1-1	2	1	0	0	0	6
LAFAYETTE	-	13	0-1	0-1	0-0	0-2-2	2	3	1	0	0	0
at Stanford	-	8	0-1	0-1	0-0	0-1-1	0	1	0	0	1	0
TCU	-	21	2-5	0-1	0-0	0-1-1	0	0	2	0	0	4
COLORADO STATE	-	3	0-0	0-0	0-0	0-0-0	0	1	1	0	0	0
PRAIRIE VIEW A&M	-	14	4-5	1-2	0-1	1-2-3	0	0	1	0	0	9
La.-MONROE	-	24	3-10	1-5	0-0	0-2-2	1	2	2	0	1	7
vs. Coppin State	-	15	3-4	1-2	2-2	0-2-2	1	1	2	0	0	9
vs. Buffalo	-	7	0-0	0-0	0-0	0-0-0	1	1	2	0	0	0
vs. Vermont	-	20	0-2	0-2	0-0	0-2-2	2	1	1	0	0	0
at SMU	-	10	0-2	0-0	0-0	0-0-0	2	1	0	0	0	0
WESTERN STATE	-	9	0-4	0-1	0-0	0-2-2	1	0	0	0	0	0
at Missouri	-	14	0-2	0-0	1-2	0-1-1	0	0	1	0	1	1
KANSAS			did not play									
at Texas Tech	-	18	0-4	0-2	2-2	1-1-2	3	1	2	0	2	2
KANSAS STATE	-	7	0-2	0-1	0-0	0-0-0	0	1	1	0	0	0
IOWA STATE	-	10	3-3	0-0	0-0	0-1-1	0	0	0	0	1	6
at Kansas	-	15	1-3	0-1	0-0	1-2-3	3	0	0	0	0	2
NEBRASKA	-	18	2-4	0-2	0-0	0-6-6	4	3	0	0	1	4
at Oklahoma	-	8	0-2	0-1	0-0	0-0-0	2	2	0	0	0	0
at Iowa State	-	15	1-1	0-0	1-2	0-0-0	0	0	1	0	0	3
TEXAS	-	15	2-4	0-2	1-1	0-0-0	3	1	2	0	0	5
at Nebraska	-	15	0-0	0-0	0-0	0-2-2	0	0	0	0	0	0
MISSOURI	-	20	1-2	0-0	0-0	0-0-0	1	1	1	0	0	2
OKLAHOMA STATE	-	32	8-13	3-5	0-0	0-2-2	0	4	1	0	2	19
at Baylor	-	33	3-7	1-2	0-0	1-2-3	2	2	3	0	0	7
TEXAS A&M	-	24	1-5	1-4	0-0	0-5-5	1	1	1	0	1	3
at Kansas State	-	15	0-2	0-1	0-0	0-1-1	0	0	1	0	0	0
vs. Texas	-	19	3-5	1-2	4-4	3-3-6	1	1	0	0	0	11

2007-08 Game-by-Game (freshman)

Game	GS	Min	FGs	3FGs	FTs	O-D-R	Pf	A	To	BL	ST	Pts
NEW MEXICO	-	19	3-5	1-3	2-4	0-0-0	0	0	0	0	0	9
vs. Florida A&M	-	21	3-5	1-2	3-4	0-3-3	1	2	0	0	1	10
vs. Savannah State	-	26	3-5	3-4	3-3	0-2-2	2	1	1	1	0	12
at Wisconsin	-	20	1-3	0-1	0-0	0-1-1	1	2	1	0	0	2
COLO. CHRISTIAN	*	33	4-7	1-4	0-0	0-3-3	0	4	2	0	0	9
at Denver	-	16	1-4	0-2	0-0	0-1-1	0	0	1	0	1	2
at Air Force	-	20	2-2	2-2	0-0	0-0-0	3	0	1	0	1	6
STANFORD	-	22	1-2	1-2	0-1	0-2-2	3	0	0	0	0	3
at Wyoming	-	29	4-10	3-8	0-0	1-2-3	1	3	1	0	0	11
NEW ORLEANS	-	7	0-0	0-0	0-0	0-1-1	0	1	2	0	0	0
at Colorado State	-	5	0-0	0-0	0-0	0-0-0	0	0	2	0	0	0
GRAMBLING STATE	-	14	2-3	0-1	0-0	0-1-1	1	1	2	0	0	4
SMU	-	23	4-6	2-4	0-0	0-4-4	0	2	1	0	0	10
TULSA	-	23	2-5	2-4	4-4	0-1-1	2	2	1	0	0	10
at Texas A&M	-	12	0-1	0-0	0-0	0-0-0	1	0	0	0	0	0
NEBRASKA	-	15	2-5	2-5	2-2	0-2-2	0	2	1	0	0	8
at Texas	-	14	1-3	0-1	2-2	1-0-1	0	1	0	0	0	4
KANSAS STATE	-	21	0-4	0-3	0-0	0-2-2	2	2	0	0	0	0
MISSOURI	-	3	0-1	0-1	0-0	0-0-0	0	0	2	0	0	0
at Iowa State	-	18	0-5	0-3	0-0	0-2-2	0	1	0	0	0	0
KANSAS	-	14	0-6	0-5	0-0	0-0-0	0	1	0	0	0	0
at Oklahoma State	-	2	0-0	0-0	0-0	0-0-0	0	0	0	0	0	0
OKLAHOMA	-	12	3-4	2-3	0-0	0-0-0	0	0	1	0	0	8
at Kansas	-	17	3-4	2-2	0-0	0-1-1	0	1	0	0	0	8
TEXAS TECH	-	16	1-3	0-2	0-0	0-0-0	0	1	0	0	0	2
at Missouri	-	16	3-5	2-3	0-0	1-2-3	2	3	1	0	0	8
BAYLOR	-	36	4-7	1-4	2-2	0-2-2	3	1	1	0	1	11
IOWA STATE	-	26	0-1	0-1	1-2	0-3-3	1	1	1			



AUSTIN DUFAULT

#33

Junior • Forward • 6-9 • 225 • Killdeer, N.D.

PTS	REB	AST	ST	BLK	MIN	FG%	FT%	3-PT%
8.7	4.7	0.8	0.9	0.4	22.8	.553	.667	.232

- Season-best 18 points, seven FGs made vs. Maryland Eastern Shore, also led team in scoring for the first time this season (third career)
- Last 5 games: 6.6 ppg., 3.6 rpg., 18-of-33 from field (54.5 percent)

- Scored a career-best in Big 12 play with 15 points in home win over Mizzou.

- Eight games with 10 or more points
- 13 games with at least four or more rebounds
- Started all 19 games

- Reached the 500-point plateau for career (599)
- 16 games this season shooting over 50 percent
- Starter 77 of 82 games over three year career

2009-10 (Sophomore Year)

PTS	REB	AST	ST	MIN	FG%	FT%	3-PT%
5.5	3.1	0.9	0.7	21.5	.453	.593	.381

- six games with four or more FGs made
- 50% + in 15 of 31 games
- first career double-double (14 pts., 11 reb.) Arizona (Nov. 24, 2009)
- Career: 18 games w/ 10+ points; 6 games this season 10+ points

2008-09 (Freshman Year)

PTS	REB	AST	ST	MIN	FG%	FT%	3-PT%
8.2	3.7	1.0	0.4	30.7	.425	.671	.235

- started all 31 games
- scored 254 points ranking then-11th of all incoming freshman
- one of three to start every game
- fifth in Big 12 Conference freshman scoring

Personal Bests

Points

Season	18	MD-Eastern Shore (Dec. 29, 2010)
Big 12	15	Missouri (Feb. 21, 2009)
Career	21	La.-Monroe (Dec. 23, 2008)

Field Goals

Season	7	MD-Eastern Shore (Dec. 29, 2010)
Big 12	6	Missouri (Jan. 8, 2011)
Career	9	La.-Monroe (Dec. 23, 2008)

Field Goals Attempts

Season	10	Missouri (Jan. 8, 2011)
Big 12	10	Missouri (Jan. 8, 2011)
Career	14	La.-Monroe (Dec. 23, 2008)

3-Pointers Made

Season	1	three times
Big 12	3	at Texas A&M (Jan. 23, 2010)
Career	3	at Texas A&M (Jan. 23, 2010)

3-Point Attempts

Season	2	twice
Big 12	5	Kansas (Feb. 3, 2010)
Career	5	Kansas (Feb. 3, 2010)

Free Throws

Season	6	Alcorn State (Nov. 23, 2010)
Big 12	5	at Oklahoma (Feb. 7, 2009)
Career	6	twice

Free Throw Attempts

Season	8	Alcorn State (Nov. 23, 2010)
Big 12	6	twice
Career	8	Alcorn State (Nov. 23, 2010)

Rebounds

Season	9	CSU-Bakersfield (Jan. 2, 2011)
Big 12	7	three times
Career	11	Arizona (Nov. 24, 2009)

Offensive Rebounds

Season	5	Alcorn State (Nov. 23, 2010)
Big 12	4	Missouri (Jan. 8, 2011)
Career	5	twice

Defensive Rebounds

Season	6	CSU-Bakersfield (Jan. 2, 2011)
Big 12	7	at Iowa State (Feb. 11, 2009)
Career	7	at Iowa State (Feb. 11, 2009)

Assists

Season	3	Longwood (Dec. 19, 2010)
Big 12	3	at Missouri (Feb. 24, 2010)
Career	5	Pra. View A&M (Dec. 19, 2008)

Steals

Season	2	six times
Big 12	2	twice
Career	3	twice

Blocks

Season	3	Colorado State (Dec. 8, 2010)
Big 12	1	five times
Career	3	twice

Minutes

Season	31	Colorado State (Dec. 8, 2010)
Big 12	42	Texas (Feb. 14, 2009)
Career	42	Texas (Feb. 14, 2009)

2010-11 Game-by-Game (junior)

Game	GS	Min	FGs	3FGs	FTs	O-D-R	Pf	A	To	BL	ST	Pts
IDAHO STATE	*	16	3-5	1-2	2-4	0-3-3	0	1	0	0	2	9
at Georgia	*	30	5-9	0-0	3-4	3-2-5	4	0	0	1	2	13
at San Francisco	*	25	0-3	0-2	1-2	2-5-7	4	0	1	0	2	1
ALCORN STATE	*	21	2-9	0-1	6-8	5-3-8	1	1	1	1	1	10
at Harvard	*	19	2-4	0-0	3-4	2-1-3	4	0	0	0	1	7
TX-PAN AMERICAN	*	16	3-6	0-0	0-0	2-0-2	3	1	1	0	2	6
OREGON STATE	*	23	5-7	0-1	2-2	2-3-5	1	1	0	1	0	12
COLORADO STATE	*	31	4-7	0-0	0-0	2-2-4	3	0	0	3	0	8
THE CITADEL	*	25	2-2	0-0	4-5	1-5-6	1	0	0	0	2	8
LONGWOOD	*	18	4-7	1-1	3-4	3-2-5	2	3	1	0	0	12
vs. New Mexico	*	20	1-1	0-0	0-0	0-1-1	4	0	0	0	1	2
vs. Indiana	*	27	5-8	0-1	0-0	3-4-7	4	0	0	0	2	10
MD EASTERN SHORE	*	21	7-9	1-1	3-3	3-4-7	3	0	0	0	0	18
at Cal St. Bakersfield	*	27	4-9	0-1	2-5	3-6-9	3	2	1	0	1	10
WESTERN N.MEXICO	*	16	3-4	0-0	3-6	2-2-4	5	1	2	1	1	9
MISSOURI	*	29	6-10	0-1	0-0	3-4-7	2	0	0	1	0	12
at Kansas State	*	27	4-6	0-0	0-0	1-0-1	3	2	3	0	0	8
OKLAHOMA STATE	*	22	2-5	0-0	1-2	1-4-5	4	1	3	0	0	5
at Nebraska	*	26	3-6	0-1	0-0	0-2-2	1	1	0	0	0	6
at Oklahoma	*	16	3-6	0-1	1-2	0-3-3	3	1	0	0	0	7

2009-10 Game-by-Game (sophomore)

Game	GS	Min	FGs	3FGs	FTs	O-D-R	Pf	A	To	BL	ST	Pts
ARK.-PINE BLUFF	*	25	3-4	1-2	3-4	1-2-3	4	1	3	0	1	10
COPPIN STATE	*	26	1-6	0-0	4-4	2-3-5	1	2	2	1	0	6
TEXAS SOUTHERN	*	31	2-5	0-0	3-4	2-1-3	2	2	1	0	2	7
vs. Gonzaga	*	26	3-4	1-1	0-2	0-2-2	2	1	0	0	0	7
vs. Arizona	*	29	4-7	1-3	5-7	5-6-11	5	1	0	0	1	14
at Chaminade	*	27	5-6	2-2	0-0	1-3-4	2	2	0	0	3	12
SAN FRANCISCO	*	23	2-3	0-1	1-2	0-5-5	2	1	1	3	1	5
at Oregon State	*	12	3-5	0-0	1-1	2-2-4	4	0	0	0	0	7
COLO. CHRISTIAN	*	23	2-6	0-1	2-5	2-3-5	3	1	0	0	2	6
at Colorado State	*	25	2-4	0-2	0-0	1-1-2	5	1	0	1	0	4
CSU NORTHBRIDGE	*	23	4-7	2-3	2-2	0-3-3	2	1	1	1	3	12
YALE	*	29	1-5	0-2	1-2	0-1-1	4	2	1	1	0	3
at Tulsa	*	31	4-7	0-2	0-1	0-4-4	3	1	0	0	0	8
MIAMI (OH)	*	25	0-2	0-0	2-2	0-1-1	2	1	2	1	0	2
at Texas	-	9	0-2	0-0	1-2	0-0-0	5	1	2	0	0	1
BAYLOR	-	11	0-0	0-0	0-0	0-0-0	1	0	1	0	0	0
KANSAS STATE	-	22	1-3	0-0	3-5	2-1-3	5	0	1	0	1	5
at Oklahoma State	*	19	4-6	2-4	0-0	1-4-5	3	0	1	0	1	10
at Texas A&M	*	33	5-9	3-4	0-0	1-2-3	1	1	0	0	1	13
NEBRASKA	*	17	1-3	0-1	1-2	0-1-1	5	0	0	0	1	3
at Iowa State	*	31	3-6	2-3	0-0	1-6-7	4	1	0	0	2	8
KANSAS	*	27	2-9	1-5	1-4	2-4-6	4	2	1	0	1	6
MISSOURI	*	18	0-3	0-0	0-0	1-1-2	0	1	0	1	1	0
at Kansas State	*	20	1-4	0-1	1-4	1-2-3	4	1	1	0	0	3
OKLAHOMA	*	15	2-3	0-0	1-1	0-0-0	2	0	0	1	0	5
at Kansas	*	20	3-9	1-3	0-0	1-2-3	2	0	1	0	1	7
at Missouri	*	16	0-1	0-1	0-0	1-2-3	4	3	0	0	0	0
IOWA STATE	*	19	2-4	0-1	0-0	0-3-3	2	0	1	0	0	4
at Nebraska	*	7	0-0	0-0	0-0	0-0-0	3	0	0	0	0	0
TEXAS TECH	-	12	2-2	0-0	0-0	1-1-2	4	0	0	1	0	4
vs. Texas Tech	-	15	0-2	0-0	0-0	0-1-1	2	0	0	0	0	0

2008-09 Game-by-Game (freshman)

Game	GS	Min	FGs	3FGs	FTs	O-D-R	Pf	A	To	BL	ST	Pts
ARK.-PINE BLUFF	*	31	5-11	0-2	3-4	1-3-4	2	2	2	1	0	13
MONTANA STATE	*	37	5-10	1-3	0-0	1-2-3	4	2	2	0	2	11
HARVARD	*	25	2-5	1-3	6-6	2-4-6	1	1	2	0	0	11
LAFAYETTE	*	25	3-5	1-1	4-5	2-0-2	3	1	2	0	0	11
at Stanford	*	34	5-12	0-4	0-0	1-4-5	4	0	1	0	0	10
TCU	*	28	3-9	1-4	1-3	0-0-0	3	0	6	0	1	8
COLORADO STATE	*	32	5-10	1-2	1-3	1-4-5	4	1	1	0	1	12
PRAIRIE VIEW A&M	*	27	1-6	0-2	1-2	1-1-2	2	5	4	0	0	3
La.-MONROE	*	38	9-14	1-2	2-2	0-2-2	0	3	1	0	0	21
vs. Coppin State	*	33	2-9	0-0	2-2	3-1-4	3	0	0	0	0	6
vs. Buffalo	*	33	2-5	0-2	2-2	0-4-4	0	0	2	1	0	6
vs. Vermont	*	28	2-10	1-2	1-2	0-3-3	2	0	0	0	0	6
at SMU	*	39	5-9	1-3	2-2	1-6-7	1	1	2	0	0	13
WESTERN STATE	*	32	1-5	0-1	2-2	2-3-5	1	0	0	0	0	4
at Missouri	*	31	2-6	1-1	0-0	1-4-5	1	0	3	0	1	5
KANSAS	*	30	4-9	0-2	2-4	3-2-5	4	1	1	0	0	10
at Texas Tech	*	30	2-7	0-1	0-1	0-3-3	4	1	5	0	1	4
KANSAS STATE	*	37	4-6	0-1	1-2	1-3-4	1	1	2	0	1	9
IOWA STATE	*	31	2-5	1-2	2-4	0-5-5	1	1	0	0	2	7
at Kansas	*	28	2-5	1-3	2-2	1-3-4	1	0	1	0	1	7
NEBRASKA	*	32	3-8	0-2	0-1	0-4-4	1	1	1	1	0	6
at Oklahoma	28	4-8	0-2	5-6	1-2-3	1	2	1	0	0	13	
at Iowa State	*	32	3-7	0-1	4-4	0-7-7	3	0	0	0	1	10
TEXAS	*	42	3-6	0-0	2-2	0-5-5	4	1	2	0	1	8
at Nebraska	32	2-5	1-2	4-6	1-2-3	3	0	1	0	0	9	
MISSOURI	*	38	5-9	1-2	4-5	3-2-5	1	1	2	0	0	15
OKLAHOMA STATE	*	24	1-6	0-2	0-4	0-2-2	5	2	2	0	0	2
at Baylor	*	17	2-3	0-0	1-2	0-1-1	5	2	2	0	0	5
TEXAS A&M	*	23	1-4	0-0	0-2	0-1-1	2	0	1	0	0	2
at Kansas State	*	38	2-3	0-0	1-2	0-6-6	4	2	3	0	0	5
vs. Texas	*	18	1-2	0-1	0-0	0-0-0	4	0	0	0	0	2



Ben Mills

7-0, 215, Fr., C

Hartland, Wis. (Arrowhead HS)

#32

2010-11

PTS	REB	AST	ST	BLK	MIN	FG%	FT%
2.0	1.3	0.0	0.0	0.0	4.8	.423	.500

- 12 games played
- Season-high six points (3-of-4 FG) vs. The Citadel
- 6-for-11 from field in his last three games (54.6 percent)
- Five points against Longwood
- Also played nine minutes against the Broncs
- Played eight minutes with two points vs. Alcorn State

- Scored first collegiate point at San Francisco

Arrowhead HS

- Averaged 17.1 points, 11.2 rebounds, 1.4 blocks per game.
- Senior year led Arrowhead to a 25-3 record and the WIAA Division 1 state championship.
- First-team all-state honors from both the Associated Press and Wisconsin Basketball Coaches Association.
- At the state championships, averaged 20 points and 10 rebounds per game earning an all-tournament first team selection.
- Wisconsin Mr. Basketball finalist • Lettered all four years.
- Team captain junior & senior years.
- Helped team achieve a 56-16 record (.778) over three years. • Set 2009 Wisconsin Basketball Yearbook Shootout rebounding record with 18 in a single game • Three-time Classic 8 All-Conference team.
- As a junior, averaged 13 pts., 11 rebs., four blocks per game.
- Open Option major in Colorado's College of Arts and Sciences.

2010-11 Game-by-Game

Game	GS	Min	FGs	FTs	O-D-R	Pf	A	To	BL	ST	Pts
IDAHO STATE	-	2	0-0	0-0	0-0-0	0	0	1	0	0	0
at Georgia	did not play										
at San Francisco	-	4	0-0	1-2	0-0-0	0	0	0	0	0	1
ALCORN STATE	-	8	1-4	0-0	1-2-3	0	0	0	0	0	2
at Harvard	-	1	0-0	0-0	0-0-0	0	0	0	0	0	0
TX-PAN AMERICAN	-	9	2-4	0-0	0-0-0	0	0	0	0	0	4
OREGON STATE	-	3	1-2	0-0	0-0-0	0	0	0	0	0	2
COLORADO STATE	did not play										
THE CITADEL	-	6	3-4	0-0	0-0-0	3	0	1	0	0	6
LONGWOOD	-	5	2-5	1-2	2-2-4	0	0	1	0	0	5
vs. New Mexico	-	2	0-0	0-0	0-0-0	0	0	0	0	0	0
vs. Indiana	did not play										
MD EASTERN SHORE	-	4	0-2	0-0	1-1-2	0	0	1	0	0	0
at Cal St. Bakersfield	-	4	1-2	0-0	2-1-3	0	0	0	0	0	2
WESTERN N.MEXICO	-	8	1-3	0-0	2-1-3	0	0	1	0	0	2
MISSOURI	did not play										
at Kansas State	did not play										
OKLAHOMA STATE	did not play										
at Nebraska	did not play										
at Oklahoma	did not play										

Personal Bests

Points

Season	6	The Citadel (Dec. 17, 2010)
Big 12	-	
Career	6	The Citadel (Dec. 17, 2010)

Field Goals

Season	3	The Citadel (Dec. 17, 2010)
Big 12	-	
Career	3	The Citadel (Dec. 17, 2010)

Field Goal Attempts

Season	5	Longwood (Dec. 19, 2010)
Big 12	-	
Career	5	Longwood (Dec. 19, 2010)

Free Throws

Season	1	twice
Big 12	-	
Career	1	twice

Free Throw Attempts

Season	2	twice
Big 12	-	
Career	2	twice

Rebounds

Season	4	Longwood (Dec. 19, 2010)
Big 12	-	
Career	4	Longwood (Dec. 19, 2010)

Offensive Rebounds

Season	2	three times
Big 12	-	
Career	2	three times

Defensive Rebounds

Season	2	twice
Big 12	-	
Career	2	twice

Assists

Season	-	
Big 12	-	
Career	-	

Steals


Season	-	
Big 12	-	
Career	-	

Blocks

Season	-	
Big 12	-	
Career	-	

Minutes

Season	9	TX-Pan American (Nov. 30, 2010)
Big 12	-	
Career	9	TX-Pan American (Nov. 30, 2010)



TREY ECKLOFF #55

Junior • Forward • 6-10 • 235
Englewood, Colo.

2010-11 Totals (Junior Year)

PTS	REB	AST	ST	MIN	FG%	FT%	3-PT%
2.3	1.3	0.5	0.2	5.8	.478	.667	.143

- Played 12 games; season-best 11 minutes vs. Longwood
- Six points vs. Western New Mexico
- Season opener vs. Idaho State with two points, three rebounds

2009-10 Totals (Sophomore Year)

PTS	REB	AST	ST	MIN	FG%	FT%	3-PT%
0.9	0.8	0.2	-	5.7	.250	1.000	.125

- 15 games played in 2009-10
- five games with 10+ minutes played
- started first collegiate game at K-State (12 mins., 1 reb.)
- Academic All-Big 12 First Team and Big 12 Commissioners Honor Roll

2008-09 Totals (Freshman Year)

PTS	REB	AST	ST	MIN	FG%	FT%	3-PT%
2.2	1.8	0.3	0.3	3.6	.350	.412	.350

- Played 26 games averaging 10.1 minutes a game
- Season-high 25 minutes vs. Kansas (Jan. 17) w/ 6 rebs.
- Fall 2008, Spring 2009 4.0 GPA Club; Dean's List

Personal Bests

Points

Season	6	W. New Mexico (Jan. 5)
Big 12	7	at Oklahoma (Feb. 7, 2009)
Career	7	at Oklahoma (Feb. 7, 2009)

Field Goals

Season	3	W. New Mexico (Jan. 5)
Big 12	3	at Oklahoma (Feb. 7, 2009)
Career	3	at Oklahoma (Feb. 7, 2009)

Field Goals Attempts

Season	6	Longwood (Dec. 19, 2010)
Big 12	5	Kansas (Jan. 17, 2009)
Career	6	Longwood (Dec. 19, 2010)

3-Pointers Made

Season	1	MD Eastern Shore (Dec. 29)
Big 12	1	four times
Career	1	nine times

3-Point Attempts

Season	2	three times
Big 12	2	five times
Career	2	eight times

Free Throws

Season	1	twice
Big 12	2	five times
Career	2	six times

Free Throw Attempts

Season	2	Alcorn State (Nov. 23, 2010)
Big 12	2	four times
Career	2	eight times

Rebounds

Season	4	W. New Mexico (Jan. 5)
Big 12	6	Kansas (Jan. 17, 2009)
Career	6	Kansas (Jan. 17, 2009)

Offensive Rebounds

Season	2	Idaho St. (Nov. 12, 2010)
Big 12	3	Kansas (Jan. 17, 2009)
Career	6	Kansas (Jan. 17, 2009)

Defensive Rebounds

Season	3	W. New Mexico (Jan. 5)
Big 12	4	at Missouri (Jan. 14, 2009)
Career	4	at Missouri (Jan. 14, 2009)

Assists

Season	2	Longwood (Dec. 19, 2010)
Big 12	2	Kansas (Jan. 17, 2009)
Career	2	three times

Steals

Season	1	twice
Big 12	1	three times
Career	2	at Stanford (Nov. 29, 2008)

Blocks

Season	1	Alcorn St. (Nov. 23, 2010)
Big 12	1	four times
Career	1	seven times

Minutes

Season	13	W. New Mexico (Jan. 5)
Big 12	25	Kansas (Jan. 17, 2009)
Career	25	Kansas (Jan. 17, 2009)

2010-11 Game-by-Game (junior)

Game	GS	Min	FGs	3FGs	FTs	O-D-R	Pf	A	To	BL	ST	Pts
IDAHO STATE	-	2	1-1	0-0	0-0	2-1-3	0	0	0	0	0	2
at Georgia	-	4	1-1	0-0	0-0	0-0-0	2	0	0	0	0	2
at San Francisco												
ALCORN STATE	-	6	1-2	0-1	1-2	0-2-2	3	0	0	1	0	3
at Harvard	-	2	0-0	0-0	0-0	0-0-0	1	0	0	0	0	0
TX-PAN AMERICAN	-	7	1-1	0-0	0-0	0-2-2	1	1	0	0	1	2
OREGON STATE	-	5	1-1	0-0	0-0	0-0-0	2	0	0	0	0	2
COLORADO STATE												
THE CITADEL	-	4	0-1	0-1	0-0	0-0-0	0	1	0	0	1	0
LONGWOOD	-	11	1-6	0-2	1-1	1-1-2	1	2	0	0	0	3
vs. New Mexico												
vs. Indiana	-	4	0-0	0-0	0-0	0-0-0	0	0	0	0	0	0
MD EASTERN SHORE	-	6	2-3	1-2	0-0	1-0-1	2	0	0	0	0	5
at Cal State Bakersfield												
WESTERN N.MEXICO	-	6	3-7	0-1	0-0	1-3-4	0	1	0	0	0	6
MISSOURI												
at Kansas State												
OKLAHOMA STATE												
at Nebraska	-	1	0-0	0-0	0-0	0-0-0	0	0	0	0	0	0
at Oklahoma												

2009-10 Game-by-Game (sophomore)

Game	GS	Min	FGs	3FGs	FTs	O-D-R	Pf	A	To	BL	ST	Pts
ARK.-PINE BLUFF	-	1	0-0	0-0	0-0	0-0-0	0	0	0	0	0	0
COPPIN STATE	-	7	1-3	0-1	0-0	2-2-4	1	0	1	0	0	2
SAN FRANCISCO	-	4	1-2	0-1	0-0	0-0-0	0	0	0	0	0	2
COLO. CHRISTIAN	-	6	0-1	0-0	0-0	1-1-2	0	0	1	0	0	0
CSU NORTHBRIDGE	-	5	1-1	0-0	0-0	1-1-2	2	1	0	0	0	2
at Tulsa	-	1	0-2	0-1	0-0	0-0-0	0	0	0	0	0	0
at Texas	-	10	1-1	0-0	0-0	0-0-0	5	0	2	1	0	2
BAYLOR	-	10	0-1	0-0	0-0	0-0-0	3	1	0	0	0	0
KANSAS STATE	-	10	0-1	0-0	0-0	0-0-0	5	1	1	1	0	0
at Oklahoma State	-	1	0-1	0-1	0-0	0-0-0	0	0	1	0	0	0
KANSAS	-	3	1-2	1-2	0-0	0-0-0	0	0	0	0	0	3
MISSOURI	-	10	0-2	0-1	2-2	0-3-3	1	0	0	0	0	2
at Kansas State	-	12	0-0	0-0	0-0	1-0-1	1	0	3	0	0	0
OKLAHOMA	-	3	0-1	0-0	0-0	0-0-0	0	0	0	0	0	0
at Missouri	-	2	0-2	0-1	0-0	0-0-0	0	0	0	1	0	0

2008-09 Game-by-Game (freshman)

Game	GS	Min	FGs	3FGs	FTs	O-D-R	Pf	A	To	BL	ST	Pts
ARK.-PINE BLUFF	-	14	1-3	0-0	2-2	0-2-2	3	0	1	0	0	4
MONTANA STATE	-	9	1-3	1-2	1-2	0-2-2	1	0	0	0	0	4
LAFAYETTE	-	15	2-2	1-1	1-2	0-3-3	3	1	3	1	1	6
at Stanford	-	23	1-3	0-1	0-1	2-2-4	3	1	2	0	2	2
TCU	-	9	1-3	0-0	0-0	2-0-2	2	0	2	1	0	2
COLORADO STATE	-	14	0-1	0-0	0-0	0-3-3	0	0	0	0	0	0
PRAIRIE VIEW A&M	-	8	1-1	1-1	0-2	0-1-1	1	1	0	0	0	3
La.-MONROE	-	7	0-0	0-0	0-0	1-0-1	0	2	0	0	0	0
vs. Coppin State	-	2	0-2	0-0	0-0	0-0-0	1	0	0	0	0	0
vs. Buffalo	-	5	1-1	0-0	0-0	0-1-1	1	0	0	0	0	2
vs. Vermont	-	12	2-2	1-1	1-1	1-3-4	3	0	0	0	0	6
WESTERN STATE	-	5	1-2	0-1	0-0	1-1-2	0	0	1	0	0	2
at Missouri	-	17	1-3	1-2	0-0	1-4-5	4	1	3	0	0	3
KANSAS	-	25	1-5	1-2	0-2	3-3-6	3	2	4	1	1	3
at Texas Tech	-	6	2-2	0-0	0-2	0-2-2	3	0	0	0	0	4
KANSAS STATE	-	3	0-0	0-0	0-0	0-0-0	2	0	1	0	0	3
IOWA STATE	-	9	0-3	0-2	0-0	1-2-3	1	0	2	0	1	0
at Kansas	-	16	0-1	0-1	0-0	1-3-4	2	0	0	0	0	0
NEBRASKA	-	6	1-1	0-0	0-0	0-0-0	1	0	1	0	0	2
at Oklahoma	-	15	3-4	1-2	0-0	0-0-0	3	0	1	0	1	7
at Iowa State	-	12	0-3	0-2	0-0	0-1-1	1	0	0	0	0	0
TEXAS	-	8	1-4	0-1	2-2	1-0-1	2	0	2	0	0	4
at Nebraska	-	3	0-0	0-0	0-0	0-0-0	0	0	0	0	0	0
MISSOURI	-	10	1-1	0-0	0-1	0-0-0	2	0	0	0	0	2
at Baylor	-	6	0-1	0-1	0-0	0-0-0	0	0	1	0	0	0
vs. Texas	-	4	0-0	0-0	0-0	0-0-0	1	0	1	0	0	0

Game #1 (Nov. 12) Idaho State at Colorado

IDAHO STATE (0-1)

Player	FGs	3-pt	FT	O-D-	R	F	TP	A	TO	B	S	Min	
Moreira	f	5-6	0-0	2-4	1-6	7	4	12	1	4	0	1	33
Busma	c	6-10	0-0	0-0	3-6	9	2	12	0	2	2	0	37
Gilcrest	g	13-21	6-8	7-7	0-2	2	4	39	3	6	0	1	38
Taylor	g	2-4	0-0	0-0	0-0	0	2	4	1	1	0	0	12
Grabau	g	1-4	0-2	0-0	2-5	7	2	5	1	0	1	0	30
Gawrzydek	g	0-1	0-0	0-0	0-1	1	1	0	0	0	0	0	3
Mason	g	0-0	0-0	0-0	0-0	0	0	0	0	0	0	0	7
McGowen	g	1-4	0-1	0-0	0-0	0	3	2	3	1	0	0	16
Lacey	g	3-6	0-1	3-4	1-2	3	4	9	0	2	0	0	24
Team						0							
Totals		31-56	6-12	12-15	7-22	29	22	80	13	17	2	3	200

FG%	1st Hlf	16-28	57.1%	2nd Hlf	15-28	53.6%	Game	31-56	55.4%
3FG%	1st Hlf	4-5	80.0%	2nd Hlf	2-7	28.6%	Game	6-12	50.0%
FT%	1st Hlf	2-3	66.7%	2nd Hlf	10-12	83.3%	Game	12-15	80.0%
deadball rebounds:									0, 1

COLORADO (1-0)

Player	FGs	3-pt	FT	O-D-	R	F	TP	A	TO	B	S	Min	
Dufault	f	3-5	1-2	2-4	0-3	3	0	9	1	0	0	2	16
Tomlinson	g	2-4	2-4	0-0	0-2	2	3	6	3	2	0	0	29
Relphorde	g	4-8	1-2	3-4	0-1	1	1	12	3	0	0	2	26
Burks	g	5-13	0-1	10-10	0-0	0	3	20	2	2	0	0	31
Higgins	g	4-15	1-5	7-10	1-2	3	2	16	4	0	0	4	33
Sharpe	g	0-0	0-0	1-2	0-0	0	3	1	2	1	1	1	19
Coney	g	0-0	0-0	0-0	0-0	0	0	0	0	0	0	0	1
Roberson	g	3-5	0-0	0-0	4-7	11	2	6	1	0	0	1	21
Knutson	g	6-7	1-1	3-3	1-4	5	3	16	2	0	0	0	20
Mills	g	0-0	0-0	0-0	0-0	0	0	0	1	0	0	0	2
Eckloff	g	1-1	0-0	0-0	2-1	3	0	2	0	0	0	0	2
Team						0		1					
Totals		28-58	6-15	26-33	8-21	29	17	88	17	7	1	10	200

FG%	1st Hlf	16-33	48.5%	2nd Hlf	12-25	48.0%	Game	28-58	48.3%
3FG%	1st Hlf	4-10	40.0%	2nd Hlf	2-5	40.0%	Game	6-15	40.0%
FT%	1st Hlf	9-15	60.0%	2nd Hlf	17-18	94.4%	Game	26-33	78.8%
deadball rebounds:									6

Idaho State	38	42	80
Colorado	45	43	88

Officials: Ted Hillary, Brad Ferris, Toby Martinez
Technical: none. Attendance: 6874. Fouled out: none.

Game #4 (Nov. 23) Alcorn State at Colorado

ALCORN STATE (0-4)

Player	FGs	3-pt	FT	O-D-	R	F	TP	A	TO	B	S	Min	
Davenport	f	3-7	0-0	2-4	1-3	4	2	8	0	2	0	0	20
Francis	f	0-3	0-0	1-2	1-2	3	1	1	0	3	1	1	14
Starks	f	2-3	0-0	1-2	1-5	6	2	5	0	0	2	2	24
McDonald	g	0-5	0-1	1-2	0-1	1	0	1	2	1	0	0	18
Baker	g	5-18	3-11	0-0	1-1	2	1	13	1	3	0	0	24
Searcy	g	0-5	0-0	3-4	0-0	0	2	3	3	1	0	1	22
Savannah	g	2-5	0-0	0-0	0-0	0	0	4	0	1	0	1	14
Ingram	g	0-4	0-2	0-0	0-3	3	3	0	0	1	0	2	13
Sanders	g	3-4	0-0	1-2	2-1	3	1	7	1	0	0	1	10
Brownlee	g	1-2	0-0	0-0	0-2	2	1	2	0	1	0	1	8
Eackles	g	0-1	0-0	2-4	0-0	1	2	0	1	0	0	0	9
Martin	g	1-3	0-0	1-1	4-0	4	3	3	1	0	0	0	15
Ragland	g	1-4	0-2	0-0	0-2	2	1	2	0	1	1	0	9
Team						3-3		6					
Totals		18-64	3-16	12-21	13-23	36	18	51	8	15	5	9	200

FG%	1st Hlf	9-28	32.1%	2nd Hlf	9-36	25.0%	Game	18-64	28.1%
3FG%	1st Hlf	3-11	27.3%	2nd Hlf	0-5	00.0%	Game	3-16	18.8%
FT%	1st Hlf	6-12	50.0%	2nd Hlf	6-9	66.7%	Game	12-21	57.1%
deadball rebounds:									5

COLORADO (2-2)

Player	FGs	3-pt	FT	O-D-	R	F	TP	A	TO	B	S	Min	
Dufault	f	2-9	0-1	6-8	5-3	8	1	10	1	1	1	1	21
Tomlinson	g	3-4	2-3	0-0	0-1	1	2	8	4	1	0	3	27
Sharpe	g	1-1	0-0	2-2	0-2	2	2	4	3	0	0	0	17
Relphorde	g	4-7	2-3	5-5	1-5	6	0	15	1	3	0	2	23
Knutson	g	3-11	1-5	0-0	0-4	4	2	7	3	0	0	0	26
Burks	g	8-13	2-3	4-5	2-4	6	0	22	2	0	1	1	19
Higgins	g	7-11	0-0	2-2	0-6	6	2	16	1	1	0	2	23
Coney	g	0-0	0-0	0-1	0-0	0	2	0	0	1	0	0	9
Roberson	g	2-5	0-1	0-0	3-6	9	4	4	4	2	2	2	21
Mills	g	1-4	0-0	1-2	0-3	2	0	2	0	0	0	0	8
Eckloff	g	1-2	0-1	1-2	0-2	2	3	3	0	0	1	0	6
Team						1-2		3					
Totals		32-67	7-17	20-25	13-37	50	18	91	19	9	5	11	200

FG%	1st Hlf	16-32	50.0%	2nd Hlf	16-35	45.7%	Game	32-67	47.8%
3FG%	1st Hlf	3-7	42.9%	2nd Hlf	4-10	40.0%	Game	7-17	41.2%
FT%	1st Hlf	14-16	87.5%	2nd Hlf	6-9	66.7%	Game	20-25	80.0%
deadball rebounds:									4

Alcorn State	27	24	51
Colorado	49	42	91

Officials: David Hall, Hal Lusk, Terry Moore
Technical: none. Attendance: 2778. Fouled out: none.

Game #2 (Nov. 16) Colorado at Georgia

COLORADO (1-1)

Player	FGs	3-pt	FT	O-D-	R	F	TP	A	TO	B	S	Min	
Dufault	f	5-9	0-0	3-4	3-2	5	4	13	0	0	1	2	30
Tomlinson	g	1-1	1-1	2-2	0-0	0	4	5	1	2	0	1	33
Relphorde	g	2-10	1-5	3-4	2-5	7	1	8	1	1	0	0	30
Burks	g	5-14	0-2	11-15	1-4	5	4	21	3	3	0	1	35
Higgins	g	4-11	0-2	7-8	3-1	4	5	15	0	3	0	4	28
Sharpe	g	2-2	0-0	1-1	1-1	2	3	4	0	2	0	0	12
Roberson	g	0-1	0-1	1-2	1-6	7	4	1	3	1	1	0	16
Williams, D.	g	2-4	1-3	0-0	1-2	3	3	5	0	2	0	0	12
Eckloff	g	1-1	0-0	0-0	0-0	0	2	2	0	0	0	0	4
Team						1-1		2					
Totals		22-53	3-14	27-36	13-22	35	30	74	8	14	2	8	200

FG%	1st Hlf	9-24	37.5%	2nd Hlf	13-29	44.8%	Game	22-53	41.5%
3FG%	1st Hlf	2-10	20.0%	2nd Hlf	1-4	25.0%	Game	3-14	21.4%
FT%	1st Hlf	13-16	81.3%	2nd Hlf	14-20	70.0%	Game	27-36	75.0%
deadball rebounds:									5

GEORGIA (2-0)

Player	FGs	3-pt	FT	O-D-	R	F	TP	A	TO	B	S	Min	
Leslie	g	7-14	1-1	4-4	4-4	8	5	19	2	1	0	2	29
Ware	g	1-3	1-3	4-4	0-4	4	3	7	4	3	0	1	31
Nolte	f	1-4	1-3	2-4	1-3	4	2	5	1	1	0	2	34
Robinson	g	6-10	2-3	7-11	3-1	4	3	21	6	4	0	0	23
Price	f	7-9	0-0	3-3	0-2	2	4	17	0	2	1	0	17
Thornton	g	0-1	0-1	1-2	0-3	3	1	1	1	1	1	1	11
Barnes	g	2-6	0-0	5-13	0-2	8	4	9	0	1	0	0	21
Williams, V.	g	0-3	0-1	0-0	0-0	0	0	0	0	2	0	1	6
Williams, D.	g	0-0	0-0	0-0	1-1	2	2	0	0	1	1	0	6
Brantley	g	1-3	1-3	1-2	0-1	2	2	4	0	2	0	0	18
Team						1-3		4					
Totals		25-53	6-15	27-43	16-24	40	26	83	14	20	3	7	200

FG%	1st Hlf
-----	---------

Game #7 (Dec. 4)
Oregon State at Colorado

OREGON STATE (3-4)

Player	FGs	3-pt	FT	O-D-	R	F	TP	A	TO	B	S	Min	
Johnson	f	2-6	0-1	0-0	2-6	8	1	4	0	2	0	2	28
Collier	f	0-1	0-0	0-0	0-0	0	1	0	0	0	0	0	17
Burton	c	5-8	0-0	1-1	2	2	10	4	1	1	1	19	
Cunningham	g	5-11	2-6	4-5	0-1	1	4	16	0	7	0	3	27
Starks	g	0-4	0-2	0-0	0-1	1	1	0	0	0	0	0	17
McShane	g	0-0	0-0	0-0	0-0	0	1	0	0	0	0	0	12
Brown	g	2-6	0-0	1-2	3-1	4	0	5	0	0	0	0	5
Brandt	g	1-3	1-1	3-4	0-0	0	2	6	0	0	0	0	10
Murphy	g	0-1	0-1	0-0	0-0	0	1	0	0	0	0	0	8
Moreland	g	0-0	0-0	0-0	1-0	1	0	0	0	0	1	0	8
Haynes	g	1-5	0-2	0-0	2-1	3	0	2	3	3	0	0	25
Deane	g	0-2	0-0	0-2	2-2	4	1	0	0	4	0	0	8
Wallace	g	5-7	0-1	4-6	0-1	1	1	14	1	0	0	1	22
Jones	g	0-0	0-0	0-0	0-0	0	0	0	0	0	0	0	2
Team				3-2	5								
Totals		21-54	3-14	12-21	14-16	30	15	57	9	17	2	9	200

FG%	1st Hlf	7-23	30.4%	2nd Hlf	14-31	45.2%	Game	21-54	38.9%
3FG%	1st Hlf	1-6	16.7%	2nd Hlf	2-8	25.0%	Game	3-14	21.4%
FT%	1st Hlf	3-6	50.0%	2nd Hlf	9-15	60.0%	Game	12-21	57.1%
deadball rebounds: 4									

COLORADO (4-3)

Player	FGs	3-pt	FT	O-D-	R	F	TP	A	TO	B	S	Min	
Dufault	f	5-7	0-1	2-2	2-3	5	1	12	1	0	1	0	23
Relphorde	g	6-12	0-2	0-0	1-5	6	1	12	8	4	0	1	31
Burks	g	7-12	1-4	0-0	2-2	3	15	2	3	0	2	2	27
Higgins	g	2-6	1-4	4-4	0-4	2	9	6	2	1	0	29	
Knutson	g	8-10	6-8	0-0	2-2	4	0	22	0	0	0	0	31
Tomlinson	g	0-2	0-2	0-0	0-1	2	0	2	2	0	0	0	16
Sharpe	g	0-1	0-1	0-2	0-1	1	1	0	1	1	0	1	15
Coney	g	0-0	0-0	0-0	0-0	0	0	0	0	0	0	0	3
Roberson	g	4-5	0-1	1-1	2-4	6	5	9	0	0	2	2	17
Mills	g	1-2	0-0	0-0	0-0	0	2	0	0	0	0	0	3
Eckloff	g	1-1	0-0	0-0	0-0	0	2	0	0	0	0	0	5
Team				2-2	4								
Totals		34-58	8-23	7-9	9-24	33	17	83	20	13	4	6	200

FG%	1st Hlf	14-30	46.7%	2nd Hlf	20-30	71.4%	Game	34-58	58.6%
3FG%	1st Hlf	4-14	25.0%	2nd Hlf	4-7	57.1%	Game	8-23	34.8%
FT%	1st Hlf	5-5	100%	2nd Hlf	2-4	50.0%	Game	7-9	77.8%
deadball rebounds: 1									

Oregon State	18	39	57
Colorado	37	46	83

Officials: James Breeding, Rick Crawford, Lee Cassell
Technical: none. Attendance: 6363. Fouled out: Roberson.

Game #10 (Dec. 19)
Longwood at Colorado

LONGWOOD (3-10)

Player	FGs	3-pt	FT	O-D-	R	F	TP	A	TO	B	S	Min	
Carter	c	8-13	0-1	0-0	0-3	3	5	16	0	2	1	0	21
Bowman	g	5-7	1-2	4-6	2-4	6	2	15	3	2	0	1	34
Washington	g	2-5	1-4	0-0	1-1	2	3	5	4	3	0	0	23
Mitchell	g	2-6	0-0	2-4	2-3	5	4	6	3	3	0	1	27
Van der Kooij	g	1-5	0-2	1-2	2-2	4	2	3	1	1	0	0	20
Gee II	g	1-1	0-0	2-2	0-0	0	0	0	0	0	0	0	7
Robinson	g	1-7	1-5	0-0	1-0	1	0	3	1	0	0	0	20
Parker	g	2-8	1-4	0-0	0-1	1	0	5	1	0	1	0	13
Dublin	g	0-3	0-0	0-0	2-2	4	2	0	1	1	0	0	20
Havenstein	g	1-5	0-0	0-0	1-3	4	1	2	0	1	1	0	15
Team				0-0	0								
Totals		23-60	4-18	9-14	11-19	30	19	59	14	13	3	2	200

FG%	1st Hlf	12-26	46.2%	2nd Hlf	11-34	32.4%	Game	23-60	38.3%
3FG%	1st Hlf	2-7	28.6%	2nd Hlf	2-11	18.2%	Game	4-18	22.2%
FT%	1st Hlf	0-0	0.0%	2nd Hlf	9-14	64.3%	Game	9-14	64.3%
deadball rebounds: 2									

COLORADO (7-3)

Player	FGs	3-pt	FT	O-D-	R	F	TP	A	TO	B	S	Min	
Dufault	f	4-7	1-1	3-4	3-2	5	2	12	3	1	0	0	18
Tomlinson	g	0-1	0-1	0-0	0-2	2	0	3	1	0	0	0	17
Relphorde	g	5-6	1-1	3-5	2-1	3	1	14	1	2	0	0	25
Burks	g	6-13	1-2	2-2	3-4	7	2	15	5	1	1	1	27
Higgins	g	7-12	2-2	2-2	1-1	2	1	18	2	1	0	2	24
Sharpe	g	1-4	0-1	0-0	2-1	3	2	5	0	2	0	0	23
Coney	g	2-4	0-1	0-0	0-0	0	4	0	0	0	0	0	8
Roberson	g	5-9	2-3	2-3	4-9	13	1	14	0	1	1	0	21
Knutson	g	5-5	3-3	4-4	0-4	4	0	17	2	0	0	2	19
Mills	g	2-5	0-0	1-2	2-2	4	0	5	0	1	0	0	7
Eckloff	g	1-6	0-2	1-1	1-1	2	1	3	2	0	0	0	11
Team				1-2	3								
Totals		38-72	10-17	18-23	19-29	48	13	104	23	8	4	5	200

FG%	1st Hlf	17-34	50.0%	2nd Hlf	21-38	55.3%	Game	38-72	52.8%
3FG%	1st Hlf	6-8	75.0%	2nd Hlf	4-9	44.4%	Game	10-17	58.8%
FT%	1st Hlf	7-10	70.0%	2nd Hlf	11-13	84.6%	Game	18-23	78.3%
deadball rebounds: 1									

Longwood	26	33	59
Colorado	47	57	104

Officials: Shawn Lehig, Mike Giarratano, Glen Mayberry
Technical: none. Attendance: 2556. Fouled out: Carter.

Game #8 (Dec. 8)
Colorado State at Colorado

COLORADO STATE (4-2)

Player	FGs	3-pt	FT	O-D-	R	F	TP	A	TO	B	S	Min	
Franklin	f	7-11	0-0	5-5	1-2	3	4	19	3	0	0	0	28
McFarland	f	2-7	1-5	0-0	0-0	0	0	5	0	1	0	0	18
Ogiede	f	7-12	0-0	3-5	5-2	7	2	17	0	2	0	0	25
Ekmeide	g	5-7	2-2	1-2	0-0	0	3	13	1	3	0	0	31
Green	g	2-5	0-3	2-2	0-1	1	4	6	2	2	0	0	25
Hornung	g	1-2	0-0	0-0	2-3	5	3	2	1	0	2	1	26
Carr	g	4-6	1-3	1-3	1-4	5	2	10	5	2	0	0	26
Nigon	g	1-3	1-2	0-0	0-2	2	2	3	1	0	0	0	15
Bell	g	2-4	0-0	2-2	1-2	3	2	6	0	0	0	0	10
Smith, D.	g	1-1	0-0	0-0	0-3	3	2	2	0	1	0	0	12
Smith, G.	g	0-0	0-0	0-0	0-2	2	2	0	1	3	0	0	8
Team				0-0	0								
Totals		32-58	5-15	14-19	10-21	31	26	83	14	15	3	1	225

FG%	1st Hlf	14-22	63.6%	2nd Hlf	16-29	55.2%	OT	2-7	32-58	55.2%
3FG%	1st Hlf	3-8	37.5%	2nd Hlf	2-5	40.0%	OT	0-2	5-15	33.3%
FT%	1st Hlf	2-4	50.0%	2nd Hlf	9-11	81.8%	OT	3-4	14-19	73.7%
deadball rebounds: 1										

COLORADO (5-3)

Player	FGs	3-pt	FT	O-D-	R	F	TP	A	TO	B	S	Min	
Dufault	f	4-7	0-0	0-0	2-2	4	3	8	0	0	3	0	31
Tomlinson	g	3-5	1-3	1-2	1-2	3	3	8	3	1	0	1	36
Relphorde	g	5-9	1-1	7-8	1-3	4	4	18	3	1	9	9	33
Burks	g	8-16	0-0	9-10	2-3	5	4	25	1	2	0	2	36
Higgins	g	2-10	0-2	11-14	0-4	3	15	3	1	0	1	0	38
Sharpe	g	0-0	0-0	0-0	0-1	1	1	0	0	0	0	0	11
Roberson	g	1-3	0-0	0-0	3-2	5	2	2	0	2	1	0	12
Knutson	g	3-4	1-1	7-7	0-3	3	1	14	1	0	0	0	28
Team				0-0	0								
Totals		26-54	3-7	35-41	9-20	29	21	90	12</				

Game #13 (Dec. 29) Maryland Eastern Shore at Colorado

MARYLAND EASTERN SHORE (3-9)

Player	FGs	3-pt	FT	O-D-	R	F	TP	A	TO	B	S	Min
Hines	f	3-5	0-0	0-2	2-5	7	4	6	0	1	0	21
White	f	5-10	0-0	2-2	0-0	0	3	12	3	0	0	21
Burns	g	2-10	1-3	2-2	0-0	0	2	7	2	2	0	30
Bradshaw	g	5-10	1-6	0-3	0-3	3	2	11	1	3	0	34
Haley	g	7-12	2-5	2-2	3-1	4	2	18	0	1	0	23
Obama Obama	0-0	0-0	0-0	2-2	4	4	0	0	0	1	0	17
Swift	0-2	0-0	3-4	1-1	2	0	3	1	0	0	0	17
Bell	2-6	1-4	0-0	0-0	0	4	5	0	0	0	0	13
Bright	0-1	0-1	0-0	0-1	1	1	0	0	0	0	0	5
Spence	0-0	0-0	0-0	0-1	1	2	0	0	0	0	0	2
Robertson	1-4	1-2	0-0	0-1	1	3	0	1	0	0	0	16
Tucker	0-0	0-0	0-0	0-0	0	0	0	0	0	0	0	1
Team			2-0	2								
Totals		25-60	6-21	9-15	10-15	25	65	7	10	1	4	200

FG%	1st Hlf	12-27	44.4%	2nd Hlf	13-33	39.4%	Game	24-44	41.7%
3FG%	1st Hlf	4-9	44.4%	2nd Hlf	2-12	16.7%	Game	3-10	28.6%
FT%	1st Hlf	5-8	62.5%	2nd Hlf	4-7	57.1%	Game	9-15	60.0%
deadball rebounds:		3							

COLORADO (9-4)

Player	FGs	3-pt	FT	O-D-	R	F	TP	A	TO	B	S	Min	
Dufault	f	7-9	1-1	3-3	3-4	7	3	18	0	0	0	21	
Tomlinson	g	1-1	1-1	0-0	0-3	3	2	3	6	2	1	0	19
Relphorde	g	7-9	0-0	1-4	0-3	3	1	15	3	2	0	23	
Burks	g	5-10	0-0	5-5	2-3	5	1	15	2	1	0	27	
Higgins	g	5-8	0-2	5-5	0-1	1	1	15	2	0	0	28	
Sharpe	3-4	0-1	3-3	0-2	1	9	3	2	1	1	21	21	
Coney	0-1	0-0	2-2	0-1	1	1	2	0	0	0	0	6	
Roberson	2-5	0-1	0-2	2-6	8	2	4	1	0	3	2	20	
Knutson	2-5	2-4	0-1	1-1	1	6	2	1	0	0	2	25	
Mills	0-2	0-0	0-0	1-0	2	0	0	0	1	0	0	4	
Eckloff	2-3	1-2	0-0	1-0	1	2	5	0	0	0	0	6	
Team			2-3	5									
Totals		34-57	5-12	19-25	12-27	39	15	92	19	9	5	200	

FG%	1st Hlf	18-25	72.0%	2nd Hlf	16-32	50.0%	Game	34-57	59.6%
3FG%	1st Hlf	3-6	50.0%	2nd Hlf	2-6	33.3%	Game	5-12	41.7%
FT%	1st Hlf	7-9	77.8%	2nd Hlf	12-16	75.0%	Game	19-25	76.0%
deadball rebounds:		3							

MD Eastern Shore	33	32	65
Colorado	46	46	92

Officials: Terry Davis, Brent Hampton, Greg Renneberger
Technical: none. Attendance: 3896. Fouled out: none.

Game #16 (Jan. 8) 9/8 Missouri at Colorado

MISSOURI (14-2, 0-1)

Player	FGs	3-pt	FT	O-D-	R	F	TP	A	TO	B	S	Min	
Ratliffe	f	5-8	0-0	1-1	4-4	8	1	11	1	1	0	29	
Bowers	f	6-11	0-0	3-4	2-5	7	3	15	0	2	8	1	31
Pressey, M	g	3-10	0-2	2-2	1-3	4	3	8	3	3	0	0	28
Denmon	g	6-12	1-4	1-1	1-1	2	4	14	2	1	0	2	33
English	g	2-10	2-5	1-2	0-3	3	1	7	2	1	1	0	23
Pressey, P	0-2	0-0	0-0	1-0	1	2	0	1	0	0	3	9	
Kreklow	0-0	0-0	0-0	0-0	0	1	0	0	0	0	0	3	
Dixon	5-11	1-3	6-6	1-3	4	3	17	2	1	0	2	25	
Safford	1-5	1-5	0-2	0-2	2	1	4	1	0	0	0	15	
Moore	0-0	0-0	0-0	1-0	1	2	0	1	0	0	0	4	
Team			0-1	1									
Totals		28-69	4-16	16-18	11-22	33	21	76	13	9	10	8	200

FG%	1st Hlf	15-39	38.5%	2nd Hlf	13-30	43.3%	Game	28-69	40.6%
3FG%	1st Hlf	2-9	22.2%	2nd Hlf	2-7	28.6%	Game	4-16	25.0%
FT%	1st Hlf	2-3	66.7%	2nd Hlf	14-15	93.3%	Game	16-18	88.9%
deadball rebounds:		1							

COLORADO (12-4, 1-0)

Player	FGs	3-pt	FT	O-D-	R	F	TP	A	TO	B	S	Min	
Dufault	f	6-10	0-1	0-0	4-3	7	2	12	0	0	1	0	29
Tomlinson	g	0-2	0-1	0-1	0-3	3	3	0	4	1	0	1	17
Relphorde	g	3-14	0-3	2-3	1-4	5	2	8	4	3	0	2	37
Burks	g	12-19	3-3	9-11	6-2	8	2	36	2	2	0	1	34
Higgins	g	6-12	0-1	6-6	1-9	10	3	18	4	2	2	1	31
Sharpe	0-0	0-0	0-0	1-0	1	0	0	0	1	1	1	0	11
Coney	0-0	0-0	0-0	0-0	0	0	0	0	0	0	0	1	
Roberson	1-3	0-0	0-0	1-3	4	4	2	1	0	1	1	13	
Knutson	5-9	1-2	2-2	1-6	7	1	13	2	1	0	0	27	
Team			1-1	2									
Totals		33-69	4-11	19-23	16-31	47	17	89	14	10	5	6	200

FG%	1st Hlf	17-36	47.2%	2nd Hlf	16-33	48.5%	Game	33-69	47.8%
3FG%	1st Hlf	3-6	50.0%	2nd Hlf	1-5	20.0%	Game	4-11	36.4%
FT%	1st Hlf	9-9	100%	2nd Hlf	10-14	71.4%	Game	19-23	82.6%
deadball rebounds:		2							

Missouri	34	42	76
Colorado	46	43	89

Officials: Joe DeRosa, Rick Crawford, Warren Evans
Technical: Denmon. Attendance: 8694. Fouled out: none.

Game #14 (Jan. 2) Colorado at Cal State Bakersfield

COLORADO (10-4)

Player	FGs	3-pt	FT	O-D-	R	F	TP	A	TO	B	S	Min	
Dufault	f	4-9	0-1	2-5	3-6	9	3	10	2	1	0	1	27
Relphorde	g	3-7	0-1	5-5	1-3	4	2	11	2	1	0	0	25
Burks	g	7-14	0-2	5-6	4-4	8	4	19	4	2	0	1	30
Tomlinson	g	2-3	2-3	0-0	0-2	2	3	6	0	2	0	3	19
Higgins	g	7-14	0-3	2-2	0-1	1	0	16	3	1	1	1	28
Sharpe	0-1	0-0	4-4	0-1	1	0	4	0	3	0	1	18	
Coney	0-0	0-0	0-0	0-0	0	0	0	0	0	0	0	1	
Roberson	3-5	0-1	1-2	1-9	10	1	7	0	2	0	2	25	
Knutson	4-8	2-5	0-0	0-2	2	3	10	1	0	0	1	23	
Mills	1-2	0-0	0-0	2-1	3	0	2	0	0	0	0	4	
Team			0-0	0									
Totals		31-63	4-16	19-24	11-29	40	16	85	12	11	1	10	200

FG%	1st Hlf	18-34	52.9%	2nd Hlf	13-29	44.8%	Game	31-63	49.2%
3FG%	1st Hlf	2-8	25.0%	2nd Hlf	2-8	25.0%	Game	4-16	25.0%
FT%	1st Hlf	9-9	100%	2nd Hlf	10-15	66.7%	Game	19-24	79.2%
deadball rebounds:		2							

CAL STATE BAKERSFIELD (8-6)

Player	FGs	3-pt	FT	O-D-	R	F	TP	A	TO	B	S	Min	
Savage	f	2-8	0-0	0-0	9-7	16	0	4	1	1	0	0	32
Carter	f	4-15	0-2	5-6	2-4	6	2	13	3	3	0	3	31
Brown	c	1-1	0-0	0-0	0-2	2	3	2	0	1	0	1	13
Johnson, A	g	10-21	6-13	0-0	0-4	4	1	26	0	3	0	2	36
Bragg	g	3-8	2-4	7-8	0-2	2	3	15	3	1	0	1	26
Jones	0-0	0-0	1-2	1-2	3	0	1	0	1	0	0	10	
Kate	1-2	1-2	0-0	0-1	1	2	3	0	0	0	0	3	
Kate	0-0	0-0	0-0	0-0	0	0	0	0	0	0	0	3	
Johnson, D	0-4	0-0	2-2	1-1	2	4	2	0	1	0	1	17	
Baker	1-4	0-0	3-4	0-0	4	5	2	2	0	1	0	22	
Albright	1-2	0-0	0-0	0-0	0	2	1	0	0	0	0	7	
Team			1-1	2									
Totals		23-65	9-21	18-22	14-24	38	19	73	10	13	0	9	200

FG%	1st Hlf	13-35	37.1%	2nd Hlf	10-30	33.3%	Game	23-65	35.4%
3FG%	1st Hlf	6-10	60.0%	2nd Hlf	3-11	27.3%	Game	9-21	42.9%
FT%	1st Hlf	6-8	75.0%	2nd Hlf	12-14	85.7%	Game	18-22	81.8%
deadball rebounds:		3							

Colorado	48	38	85
CSU-Bakersfield	38	35	73

Officials: Mike Scyphers, Deron White, Milt Stowe
Technical: none. Attendance: 1464. Fouled out: none.

Game #17 (Jan. 12) Colorado at 21/20 Kansas State

COLORADO (13-4, 2-0)

Player	FGs	3-pt	FT	O-D-	R	F	TP	A	TO	B	S	Min	
Dufault	f	4-6	0-0	0-0	1-0	1	3	8	2	3	0	0	27
Tomlinson	g	0-1	0-1	0-0	0-2	2	2	0	1	4	0	0	14
Relphorde	g	4-11	1-1	3-4	2-3	5	3	12	1	4	0	4	34
Burks	g	4-15	0-0	4-7	1-6	7	4	12	2	6	0	0	31
Higgins	g	3-4	0-0	3-5	1-2	3	4	9	4	2	0	0	27
Sharpe	1-2	0-1	2-2	0-3	3	2	4	2	0	0	0	15	
Roberson	4-5	0-1	0-3	5-4	9	2	9	1	1	1	1	23	
Knutson	7-10	6-8	0-0	0-0	0	2	20	0	0	0	0	29	
Team			4-4	8									
Totals		27-54	8-12	12-21	14-24	38	22	74	13	20	1	6	200

Game #19 (Jan. 18)
Colorado at Nebraska

COLORADO (14-5, 3-1)

Player	FGs	3-pt	FT	O-D-	R	F	TP	A	TO	B	S	Min
Dufault f	3-6	0-1	0-0	0-2	2	1	6	1	0	0	0	26
Tomlinson g	0-2	0-1	0-0	0-0	0	1	0	3	0	0	1	14
Relphorde g	3-6	2-4	1-2	0-2	2	2	9	2	3	0	1	33
Burks g	7-17	2-6	6-6	4-4	8	3	22	4	7	0	0	32
Higgins g	3-8	2-5	0-0	0-3	3	1	8	1	3	1	1	37
Sharpe	0-1	0-1	0-0	0-1	1	0	0	1	0	0	1	10
Roberson	2-2	1-1	0-1	1-4	5	3	5	0	3	0	1	19
Knutson	6-12	5-11	0-0	1-2	3	4	17	1	0	0	0	28
Eckloff	0-0	0-0	0-0	0-0	0	0	0	0	0	0	0	1
Team				2-0	2							
Totals	24-54	12-30	7-9	8-18	26	15	67	13	16	1	5	200

FG%	1st Hlf	12-26	46.2%	2nd Hlf	12-28	42.9%	Game	24-54	44.4%
3FG%	1st Hlf	6-14	42.9%	2nd Hlf	6-16	37.5%	Game	12-30	40.0%
FT %	1st Hlf	0-0	00.0%	2nd Hlf	7-9	77.8%	Game	7-9	77.8%

deadball rebounds: 0

NEBRASKA (14-4, 2-2)

Player	FGs	3-pt	FT	O-D-	R	F	TP	A	TO	B	S	Min
Diaz f	7-8	0-0	0-0	0-2	2	1	14	1	1	2	0	27
McCray g	8-14	2-6	0-0	2-6	8	3	18	0	2	1	1	30
Richardson g	1-1	0-0	4-4	0-0	0	3	6	3	1	0	0	23
Walker g	4-6	0-2	1-2	3-3	6	3	9	2	2	0	3	30
Jeter g	3-10	0-4	4-5	1-5	6	2	10	9	2	0	2	33
Jones	0-1	0-1	0-0	2-2	0	0	1	0	0	0	0	6
Ubel	2-3	1-2	1-1	0-1	1	0	6	0	0	0	0	12
Gallegos	0-1	0-0	0-0	0-0	0	0	0	0	0	0	0	5
Beranek	2-4	1-2	5-6	0-4	4	2	10	2	2	0	2	22
Almeida	3-5	0-0	0-0	1-1	2	0	6	0	3	0	0	12
Team				0-0	0							
Totals	30-53	4-17	15-18	7-24	31	14	79	18	13	3	8	200

FG%	1st Hlf	14-28	50.0%	2nd Hlf	16-25	64.0%	Game	30-53	56.6%
3FG%	1st Hlf	2-9	22.2%	2nd Hlf	2-8	25.0%	Game	4-17	23.5%
FT %	1st Hlf	1-2	50.0%	2nd Hlf	14-16	87.5%	Game	15-18	83.3%

deadball rebounds: 1

Colorado	30	37	67
Nebraska	31	48	79

Officials: Steve Olson, Gary Maxwell, Doug Sirmons
Technical: Relphorde, CU Team. Attendance: 8477. Fouled out: none.

Game #20 (Jan. 22)
Colorado at Oklahoma

COLORADO (14-6, 3-2)

Player	FGs	3-pt	FT	O-D-	R	F	TP	A	TO	B	S	Min
Dufault f	3-6	0-1	1-2	0-3	3	3	7	1	0	0	0	16
Tomlinson g	0-0	0-0	0-0	1-1	2	3	0	0	0	0	0	15
Relphorde g	3-8	0-0	0-0	1-3	4	4	6	3	4	0	3	33
Burks g	6-15	0-4	3-4	3-6	9	3	15	1	5	0	1	33
Higgins g	4-14	0-1	7-8	2-2	4	4	15	4	3	0	1	37
Sharpe	0-2	0-1	0-0	0-1	1	1	0	0	0	0	0	9
Roberson	4-5	0-0	2-2	2-2	4	2	10	0	1	1	2	28
Knutson	3-7	1-3	0-0	0-2	2	2	7	0	0	0	0	29
Team				3-0	3							
Totals	23-57	1-10	13-16	12-20	32	22	60	9	14	1	8	200

FG%	1st Hlf	11-26	42.3%	2nd Hlf	12-31	38.7%	Game	23-57	40.4%
3FG%	1st Hlf	0-5	00.0%	2nd Hlf	1-5	20.0%	Game	1-10	10.0%
FT %	1st Hlf	4-5	80.0%	2nd Hlf	9-11	81.8%	Game	13-16	81.3%

deadball rebounds: 2

OKLAHOMA (10-9, 2-3)

Player	FGs	3-pt	FT	O-D-	R	F	TP	A	TO	B	S	Min
Fitzgerald f	6-11	0-0	1-4	0-6	6	3	13	0	4	1	0	38
Pledger g	4-10	1-5	2-2	1-1	2	2	11	3	2	1	1	38
Blair g	2-2	0-0	9-13	0-3	3	4	13	7	5	0	1	37
Clark g	5-9	1-2	2-4	2-5	7	2	13	0	0	0	1	37
Davis g	7-14	1-7	0-0	2-6	8	2	15	2	2	1	1	39
Washington	0-0	0-0	2-2	0-2	2	1	2	0	0	0	1	8
Newell	0-0	0-0	0-0	0-0	0	0	0	0	0	0	0	3
Team				2-0	2							
Totals	24-46	3-14	16-25	7-23	30	14	67	12	13	3	5	200

FG%	1st Hlf	15-28	53.6%	2nd Hlf	9-18	50.0%	Game	24-46	56.6%
3FG%	1st Hlf	2-9	22.2%	2nd Hlf	1-5	20.0%	Game	3-14	23.5%
FT %	1st Hlf	0-0	00.0%	2nd Hlf	16-25	64.0%	Game	16-25	64.0%

deadball rebounds: 4

Colorado	26	34	60
Oklahoma	32	35	67

Officials: Mike Thibodeaux, Terry Davis, Rodrick Dixon
Technical: none. Attendance: 9158. Fouled out: none.

2010-2011 Colorado Men's Basketball
Colorado Combined Team Statistics (as of Jan 22, 2011)
All games

RECORD:	OVERALL	HOME	AWAY	NEUTRAL
ALL GAMES	14-6	11-0	2-5	1-1
CONFERENCE	3-2	2-0	1-2	0-0
NON-CONFERENCE	11-4	9-0	1-3	1-1

#	Player	gp-gs	min	avg	Total		3-Point		F-Throw		Rebounds				pf	dq	a	to	blk	stl	pts	avg		
					fg-fga	fg%	3fg-fga	3fg%	ft-fa	ft%	off	def	tot	avg										
10	Burks, Alec	20-19	596	29.8	128-270	.474	14-43	.326	121-146	.829	43	70	113	5.7	52	1	46	53	4	16	391	19.6		
11	Higgins, Cory	20-19	621	31.1	102-234	.436	20-60	.333	98-110	.891	21	50	71	3.6	42	1	54	39	9	24	322	16.1		
24	Knutson, Levi	20-2	491	24.6	83-148	.561	40-81	.494	27-30	.900	14	45	59	3.0	36	0	21	12	0	10	233	11.7		
05	Relphorde, Marcus	20-20	573	28.7	80-179	.447	16-43	.372	55-73	.753	26	58	84	4.2	45	0	47	42	3	23	231	11.6		
33	Dufault, Austin	20-20	455	22.8	68-123	.553	3-13	.231	34-51	.667	38	55	93	4.7	55	1	15	13	8	17	173	8.7		
21	Roberson, Andre	20-0	412	20.6	53-89	.596	7-20	.350	20-36	.556	47	98	145	7.3	53	2	13	26	23	34	133	6.7		
01	Tomlinson, Nate	19-17	399	21.0	17-39	.436	12-31	.387	6-11	.545	2	35	37	1.9	49	1	46	26	1	18	52	2.7		
02	Sharpe, Shannon	20-3	317	15.9	14-35	.400	1-11	.091	14-22	.636	10	17	27	1.4	23	0	31	18	8	8	43	2.2		
55	Eckloff, Trey	12-0	65	5.4	11-23	.478	1-7	.143	2-3	.667	5	9	14	1.2	12	0	5	0	1	2	25	2.1		
32	Mills, Ben	12-0	58	4.8	11-26	.423	0-0	.000	2-4	.500	8	7	15	1.3	3	0	0	5	0	0	24	2.0		
14	Coney, Javon	13-0	63	4.8	4-9	.444	0-2	.000	2-3	.667	1	7	8	0.6	5	0	1	2	1	1	10	0.8		
Team											27	27	54											
Total.....		20	4050		571-1175	.486	114-311	.367	381-489	.779	242	478	720	36.0	375	6	279	238	58	153	1637	81.8		
Opponents.....		20	4050		504-1135	.444	120-347	.346	300-415	.723	217	413	630	31.5	407	-	258	295	61	123	1428	71.4		

TEAM STATISTICS	CU	OPP	Date	Opponent	Score	Att.
SCORING	1637	1428	11/12/10	IDAHO STATE	w 88-80	6874
Points per game	81.8	71.4	11/16/10	at Georgia	L 74-83	6406
Scoring margin	+10.5	-	11/20/10	at San Francisco	Lot 81-83	2747
FIELD GOALS-ATT	571-1175	504-1135	11/23/10	ALCORN STATE	w 91-51	2778
Field goal pct	.486	.444	11/28/10	at Harvard	L 66-82	954
3 POINT FG-ATT	114-311	120-347	11/30/10	TEXAS-PAN AMERICAN	w 83-64	2641
3-point FG pct	.367	.346	12/04/10	OREGON STATE	w 83-57	6363
3-pt FG made per game	5.7	6.0	12/08/10	COLORADO STATE	Wot 90-83	7219
FREE THROWS-ATT	381-489	300-415	12/17/10	THE CITADEL	w 89-61	4368
Free throw pct	.779	.723	12/19/10	LONGWOOD	w 104-59	2556
F-Throws made per game	19.1	15.0	^ 12/22/10	vs New Mexico	L 76-89	2867
REBOUNDS	720	630	^ 12/23/10	vs Indiana	w 78-69	2375
Rebounds per game	36.0	31.5	12/29/10	MARYLAND EASTERN SHORE	w 92-65	3896
Rebounding margin	+4.5	-	01/02/11	at CSU Bakersfield	w 85-73	1464
ASSISTS	279	258	01/05/11	WESTERN NEW MEXICO	w 92-70	2139
Assists per game	14.0	12.9	* 01/08/11	MISSOURI	w 89-76	8694
TURNOVERS	238	295	* 01/12/11	at Kansas State	w 74-66	12528
Turnovers per game	11.9	14.8	* 01/15/11	OKLAHOMA STATE	w 75-71	11096
Turnover margin	+2.9	-	* 01/18/11	at Nebraska	L 67-79	8477
Assist/turnover ratio	1.2	0.9	* 01/22/11	at Oklahoma	L 60-67	9158
STEALS	153	123				
Steals per game	7.7	6.2	^ = iBN Sports Las Vegas Classic			
BLOCKS	58	61	* = Big 12 Conference			
Blocks per game	2.9	3.1				
ATTENDANCE	58624	46976				
Home games-Avg/Game	11-5329	7-5962				
Neutral site-Avg/Game	-	2-2621				

Score by Periods	1st	2nd	OT	Totals
Colorado	753	859	25	1637
Opponents	636	772	20	1428

2010-2011 Colorado Men's Basketball
Colorado Combined Team Statistics (as of Jan 22, 2011)
Conference games

RECORD:	OVERALL	HOME	AWAY	NEUTRAL
ALL GAMES	3-2	2-0	1-2	0-0
CONFERENCE	3-2	2-0	1-2	0-0
NON-CONFERENCE	0-0	0-0	0-0	0-0

##	Player	gp-gs	min	avg	Total		3-Point		F-Throw		Rebounds				pf	dq	a	to	blk	stl	pts	avg		
					fg-fga	fg%	3fg-fga	3fg%	ft-fta	ft%	off	def	tot	avg										
10	Burks, Alec	5-5	165	33.0	33-79	.418	6-15	.400	33-40	.825	18	25	43	8.6	16	0	11	23	1	2	105	21.0		
11	Higgins, Cory	5-5	165	33.0	21-47	.447	5-11	.455	26-29	.897	6	16	22	4.4	13	0	14	16	3	4	73	14.6		
24	Knutson, Levi	5-0	136	27.2	23-45	.511	14-29	.483	2-2	1.000	3	10	13	2.6	10	0	4	2	0	0	62	12.4		
05	Relphorde, Marcus	5-5	166	33.2	17-49	.347	3-10	.300	12-15	.800	7	14	21	4.2	14	0	11	15	0	11	49	9.8		
33	Dufault, Austin	5-5	120	24.0	18-33	.545	0-3	.000	2-4	.500	6	12	18	3.6	13	0	5	6	1	0	38	7.6		
21	Roberson, Andre	5-0	108	21.6	12-18	.667	2-4	.500	7-13	.538	12	18	30	6.0	14	0	2	6	4	8	33	6.6		
02	Sharpe, Shannon	5-0	57	11.4	1-5	.200	0-3	.000	2-2	1.000	1	6	7	1.4	3	0	5	1	1	1	4	0.8		
01	Tomlinson, Nate	5-5	80	16.0	0-6	.000	0-4	.000	1-3	.333	1	7	8	1.6	10	0	5	5	0	4	1	0.2		
14	Coney, Javon	2-0	2	1.0	0-0	.000	0-0	.000	0-0	.000	0	0	0	0.0	0	0	0	0	0	0	0	0.0		
55	Eckloff, Trey	1-0	1	1.0	0-0	.000	0-0	.000	0-0	.000	0	0	0	0.0	0	0	0	0	0	0	0	0.0		
Team											11	9	20											
Total.....		5	1000		125-282	.443	30-79	.380	85-108	.787	65	117	182	36.4	93	0	57	75	10	30	365	73.0		
Opponents.....		5	1000		131-280	.468	26-88	.295	71-96	.740	44	103	147	29.4	98	-	66	61	22	37	359	71.8		

TEAM STATISTICS	CU	OPP	Date	Opponent	Score	Att.
SCORING	365	359	* 01/08/11	MISSOURI	w 89-76	8694
Points per game	73.0	71.8	* 01/12/11	at Kansas State	w 74-66	12528
Scoring margin	+1.2	-	* 01/15/11	OKLAHOMA STATE	w 75-71	11096
FIELD GOALS-ATT	125-282	131-280	* 01/18/11	at Nebraska	L 67-79	8477
Field goal pct	.443	.468	* 01/22/11	at Oklahoma	L 60-67	9158
3 POINT FG-ATT	30-79	26-88	^ = iBN Sports Las Vegas Classic			
3-point FG pct	.380	.295	* = Big 12 Conference			
3-pt FG made per game	6.0	5.2				
FREE THROWS-ATT	85-108	71-96				
Free throw pct	.787	.740				
F-Throws made per game	17.0	14.2				
REBOUNDS	182	147				
Rebounds per game	36.4	29.4				
Rebounding margin	+7.0	-				
ASSISTS	57	66				
Assists per game	11.4	13.2				
TURNOVERS	75	61				
Turnovers per game	15.0	12.2				
Turnover margin	-2.8	-				
Assist/turnover ratio	0.8	1.1				
STEALS	30	37				
Steals per game	6.0	7.4				
BLOCKS	10	22				
Blocks per game	2.0	4.4				
ATTENDANCE	19790	30163				
Home games-Avg/Game	2-9895	3-10054				
Neutral site-Avg/Game	-	0-0				

Score by Periods	1st	2nd	Totals
Colorado	169	196	365
Opponents	168	191	359

Colorado (14-6)
Men's Basketball National Ranking Summary
Thru Games 01/23/2011

[Back to team selections](#)[Big 12 - All Teams](#)

Category	Rank	Actual	National Leader	Actual
Won-Lost Percentage (336 ranked)	68	70.0	Ohio St. San Diego St.	100.0 100.0
Scoring Offense (336 ranked)	11	81.9	VMI	92.2
Scoring Defense (336 ranked)	260	71.4	Stephen F. Austin	54.0
Scoring Margin (336 ranked)	42	10.5	Duke	22.0
Field-Goal Percentage (336 ranked)	12	48.6	Kansas	51.4
Field-Goal Percentage Defense (336 ranked)	233	44.4	Florida St.	35.0
Three-Point Field Goals Per Game (336 ranked)	221	5.7	VMI	11.0
Three-Point Field-Goal Percentage (336 ranked)	83	36.7	Northern Ariz.	44.7
Three Pt FG Defense (336 ranked)	185	34.6	Cal Poly	25.9
Free-Throw Percentage (336 ranked)	6	77.9	Wisconsin	81.9
Rebound Margin (336 ranked)	53	4.5	Pittsburgh	13.8
Assists Per Game (336 ranked)	110	14.0	Pittsburgh	19.9
Assist Turnover Ratio (336 ranked)	56	1.17	Wisconsin	1.85
Blocked Shots Per Game (336 ranked)	223	2.9	UCF	6.9
Steals Per Game (336 ranked)	79	7.6	Oregon St.	10.6
Turnovers Per Game (336 ranked)	37	12.0	Wisconsin	7.8
Turnover Margin (336 ranked)	45	2.8	Duquesne	6.7
Personal Fouls Per Game (336 ranked)	157	18.8	Florida	13.8

Category	Player	Rank	Actual	National Leader	Actual
Points Per Game (250 ranked)	Alec Burks	32	19.6	Jimmer Fredette, BYU	26.7
	Cory Higgins	131	16.1		
Field-Goal Percentage (250 ranked)	Alec Burks	124	47.4	Mike Glover, Iona	63.9
	Cory Higgins	198	43.6		
Three-Point Field Goals Per Game (250 ranked)	Levi Knutson	207	2.0	LaceDarius Dunn, Baylor	3.9
Three-Point Field-Goal Percentage (250 ranked)				John Shurna, NW'ern	54.0
Free-Throw Percentage (250 ranked)	Cory Higgins	22	89.1	Chris Warren, Miss.	94.8
	Alec Burks	107	82.9		
Rebounds Per Game (250 ranked)	Andre Roberson	156	7.3	Kenneth Faried, Morehd	13.7
Assists Per Game (250 ranked)				Scott Machado, Iona	8.0
Blocked Shots Per Game (250 ranked)	Andre Roberson	221	1.2	William Mosley, NW La	4.6
Steals Per Game (250 ranked)	Andre Roberson	115	1.7	Anthony Nelson, Niagra	3.3
Triple Doubles (30 ranked)				Kevin Galloway, TexSo.	1.0
				Josh Gasser, Wis.	1.0
				Devin Gibson, UTSA	1.0
				Terrell Holloway, Xavier	1.0
				William Mosley, NW La	1.0
				Sam Muldrow, S.Caro	1.0
				Jesse Sanders, Lberty	1.0
				Chris Singleton, Fla.St	1.0
Assist Turnover Ratio (250 ranked)				Jordan Taylor, Wis.	4.14
Triple Doubles (30 ranked)				Brad Tinsley, Vandy	1.0
				Kemba Walker, UConn	1.0
Double Doubles (30 ranked)				Jordan Williams, Md.	17.0
Triple Doubles (30 ranked)				Kaylon Williams, UW-Mil	1.0